

Limonium QIS Series

(*Limonium sinuatum*)

Cut Flowers Culture (revised 02/18/23)

Widely recommended by professional cut flower growers in the world, QIS ("Quality in Seed") is a considerable improvement over standard seed varieties in uniformity, colour, flower size and stem quality. Produces clouds of tiny, non-shattering flowers. Delivers shipability and long vase life. Popular for both fresh and preserved cut flower production. Stiff stems do not require netting.

General Information

Cultivation Type	Usage	Stem Length	Timing Group
Tunnel, Field grown	Filler	30-35 in. (76-89 cm)	N/A

Germination

Seed Form	Recommended Plug Size	Seeds/Cell	Plug Crop Weeks	Days from 50% to maximum germination	Initial Media pH/EC (1:2)	Cover Seed
RAW	288	1	4-5	3-8	5.8-6.2 pH 0.75 mmhos/cm	Yes

Plug Production

	Stage 1	Stage 2	Stage 3	Stage 4
Moisture	Level 4	Level 3-4	Level 3-4	Level 3
Temperature	65-70°F (18-21°C)	60-65°F (16-18°C)	60-65°F (16-18°C)	55-60°F (13-16°C)
Light		1,000-2,500 f.c. (10,800-26,900 Lux)	1,000-2,500 f.c. (10,800-26,900 Lux)	2,500-5,000 f.c. (26,900-53,800 Lux)
Fertiliser		Less than 100 ppm N (Less than 0.7 EC)	100 to 175 ppm N (0.7 to 1.2 EC)	100 to 175 ppm N (0.7 to 1.2 EC)

Propagation Key Tips

Plants flower more rapidly and uniformly if subjected to a cold treatment of 50 to 55°F (10 to 13°C) for 3 to 5 weeks following germination.

Growing on to Finish

Target Media pH/EC (1:2)	Fertiliser	Daylength
5.8-6.2 pH 1.5-2.0 mmhos/cm	175 to 225 ppm N (1.2 to 1.5 EC)	Facultative Long Day

Crop Scheduling

Cultivation Type	Support	Temperature	Density	Crop Time
Field grown	Not needed	-	1-2 plants/ft² (11-22 plants/m²)	7-10 weeks
Tunnel	Not needed	-	1-2 plants/ft² (11-22 plants/m²)	8-12 weeks

Finishing Key Tips

Popular series for both fresh and preserved cut flower production. Stiff stems do not require netting. Start plants cool, 55-60°F (day) 50-55°F (night), before flower development. Remove early buds and let plants bulk up to improve uniformity and yield.

Harvest

Harvest stems when 50% or more of florets are open, and sepals are coloured.

Post Harvest

Harvested stems should be placed in a hydration solution, then moved to a holding solution for best performance. Ethylene-inhibiting treatments are recommended. Make sure moisture on the stems is dried off prior to storage to prevent Botrytis. Store at 3-5°C (36-41°F).

Vase Life


Vase life average 8 days. Stems may also be dried.

NOTE: Growers should use the information presented here as guidelines only. PanAmerican Seed recommends that growers conduct a trial of products under their own conditions. Crop times will vary depending on the climate, location, time of year, and greenhouse environmental conditions. It is the responsibility of the grower to confirm the treatment is available in their region as well as read and follow all the current label directions relating to the products. Nothing herein shall be deemed a warranty or guaranty by PanAmerican Seed of any products listed herein. PanAmerican Seed's terms and conditions of sale shall apply to all products listed herein.

Variety Pictures



Apricot




Dark Blue




Pale Blue



Rose



White



Yellow



Mixture



PanAmerican Seed Co.
622 Town Road, West Chicago, Illinois, USA, 60185
+1 800-231-7065 PanAmSeed.com

™ denotes a trademark of and © denotes a registered trademark of Ball Horticultural Company in the US. It may also be registered in other countries.
©2024 Ball Horticultural Company