

Ornamental Millet Copper Prince F₁

(*Pennisetum glaucum*)

Annuals Culture (revised 02/24/20)

Unique accent plants are appealing at retail and make a dramatic statement in mixed containers, gardens and landscapes.

Plug crop time: 2 to 3 weeks

Transplant to finish: 4 to 5 weeks (green)

- Exciting colour for the only ornamental millet seed assortment on the market. Copper Prince begins as a light caramel colour, deepening to copper as it sends up rosy, foxtail-type panicles.
- Rose-bronze panicles add late Summer interest.
- Wide blades and excellent tillering plus height and spread like Jade Princess make this variety perfect for large containers and landscapes.

General Information

Exposure	Bloom Season	Height	Spread	Spacing
Partial Sun, Sun	Summer, Autumn	24-36 in. (61-91 cm)	18-24 in. (46-61 cm)	10-16 in. (25-41 cm)

Germination

Seed Form	Recommended Plug Size	Seeds/Cell	Plug Crop Weeks	Days from 50% to maximum germination	Initial Media pH/EC (1:2)	Cover Seed
RAW	128	2-3	2-3	2-3	5.5-6.3 pH 0.75 mmhos/cm	Yes

Plug Production

	Stage 1	Stage 2	Stage 3	Stage 4
Moisture	Level 4-5	Level 3-4	Level 2-3	Level 2-3
Temperature	72-78°F (22-26°C)	68-72°F (20-22°C)	68-72°F (20-22°C)	68-72°F (20-22°C)
Light	Optional	2,500 f.c. (26,900 Lux)	2,500-5,000 f.c. (26,900-53,800 Lux)	2,500-5,000 f.c. (26,900-53,800 Lux)
Fertiliser		Less than 100 ppm N (Less than 0.7 EC)	100 to 175 ppm N (0.7 to 1.2 EC)	100 to 175 ppm N (0.7 to 1.2 EC)

Propagation Key Tips

Plugs allowed to become rootbound or stressed by drought or nutrient deficiency will not perform well after transplant. Use PGRs only if necessary to tone plugs. Seed may also be direct sown to the final container, reducing total crop time by 2 weeks. See GrowerFacts for details.

Growing on to Finish

Growing on Temperature	Target Media pH/EC (1:2)	Fertiliser	Daylength
(day) 68-85°F (20-29°C) (night) 64-66°F (18-19°C)	5.8-6.2 pH 1.5-2.0 mmhos/cm	175 to 225 ppm N (1.2 to 1.5 EC)	-

Crop Scheduling

Container Size	Plugs/Pot	Crop Time	Season	PGR
5"/6"/1 Gallon/15 cm	1-2 (ppp)	12-14 (weeks)	Spring	-
5"/6"/1 Gallon/15 cm	3 (ppp)	9-10 (weeks)	Autumn	-

Finishing Key Tips


Plants that are rootbound or stressed due to drought or nutrient deficiency will not perform well. Do not grow below 60°F (16°C). Low temperatures can cause foliage colour to become chlorotic or cause necrosis and flower spike bending. High light results in better basal tillering and stronger stems. When seeds are sown directly to final pot, apply a paclobutrazol drench 6 to 8 ppm at 4 weeks after sow, and repeat if needed 10 days later. When transplanting plugs, use a 3 to 5 ppm paclobutrazol drench at 1 week after transplant. Small pot crop times are based on 68°F (20°C) daily average temperature and saleable foliage plants without flower spikes.

NOTE: Growers should use the information presented here as guidelines only. PanAmerican Seed recommends that growers conduct a trial of products under their own conditions. Crop times will vary depending on the climate, location, time of year, and greenhouse environmental conditions. It is the responsibility of the grower to confirm the treatment is available in their region as well as read and follow all the current label directions relating to the products. Nothing herein shall be deemed a warranty or guaranty by PanAmerican Seed of any products listed herein. PanAmerican Seed's terms and conditions of sale shall apply to all products listed herein.

Variety Pictures




Copper Prince




Copper Prince



Copper Prince



Copper Prince



Copper Prince



PanAmerican Seed Co.
622 Town Road, West Chicago, Illinois, USA, 60185
+1 800-231-7065 PanAmSeed.com

™ denotes a trademark of and ® denotes a registered trademark of Ball Horticultural Company in the US. It may also be registered in other countries.
©2024 Ball Horticultural Company