

Gomphrena Fireworks

(*Gomphrena pulchella*)

Annuals Culture (revised 11/06/23)

Plug crop time: 5 to 6 weeks

Transplant to finish: 8 to 9 weeks

- More blooms per plant and unique “scaffolding” habit make Fireworks sparkle at retail, then explode with colour in landscapes and containers.
- Vigorous, “tough as nails” plants are drought tolerant, low maintenance.
- Attractive architectural element for landscapes; also excellent for mixed cut flower bouquets.
- Easy to produce, and stays compact as a plug.
- Well-suited to high-margin gallon programs; suitable for field or garden cut flower production.

Mississippi Medallion Award

General Information

Exposure	Bloom Season	Height	Spread	Spacing
Sun	Late Spring, Summer, Autumn	36-48 in. (91-122 cm)	48 in. (122 cm)	20-36 in. (51-91 cm)

Germination

Seed Form	Recommended Plug Size	Seeds/Cell	Plug Crop Weeks	Days from 50% to maximum germination	Initial Media pH/EC (1:2)	Cover Seed
COT	406	1	5-6	2-3	5.8-6.2 pH 0.75 mmhos/cm	Yes

Plug Production

	Stage 1	Stage 2	Stage 3	Stage 4
Moisture	Level 4	Level 3-4	Level 2-3	Level 2-3
Temperature	68-75°F (20-24°C)	68-72°F (20-22°C)	68-72°F (20-22°C)	64-68°F (18-20°C)
Light	Light	1,000-2,500 f.c. (10,800-26,900 Lux)	2,500-5,000 f.c. (26,900-53,800 Lux)	2,500-5,000 f.c. (26,900-53,800 Lux)
Fertiliser		Less than 100 ppm N (Less than 0.7 EC)	100 to 175 ppm N (0.7 to 1.2 EC)	100 to 175 ppm N (0.7 to 1.2 EC)

Propagation Key Tips

If needed, young plants respond well to daminozide.

Growing on to Finish

Growing on Temperature	Target Media pH/EC (1:2)	Fertiliser	Daylength
(day) 65-75°F (18-24°C) (night) 63-66°F (17-19°C)	5.8-6.2 pH 1.5-2.0 mmhos/cm	225 to 300 ppm N (1.5 to 2.0 EC)	Day Neutral

Crop Scheduling

Container Size	Plugs/Pot	Crop Time	Season	PGR
5"/6"/1 Gallon/15 cm	1 (ppp)	8-9 (weeks)	Spring	paclobutrazol 4-10 ppm Drench
5"/6"/1 Gallon/15 cm	2-3 (ppp)	8-9 (weeks)	Spring	paclobutrazol 4-10 ppm Drench

Finishing Key Tips

May be grown cooler (50°F/10°C minimum) with additional 2 to 3 weeks crop time. High light, spacing and cooler temperatures will reduce stretching. A paclobutrazol drench at 4 to 10 ppm, 2 to 3 weeks after transplant, is commonly effective in controlling stretch. Paclobutrazol sprays may follow the drench to maintain plant structure.

NOTE: Growers should use the information presented here as guidelines only. PanAmerican Seed recommends that growers conduct a trial of products under their own conditions. Crop times will vary depending on the climate, location, time of year, and greenhouse environmental conditions. It is the responsibility of the grower to confirm the treatment is available in their region as well as read and follow all the current label directions relating to the products. Nothing herein shall be deemed a warranty or guaranty by PanAmerican Seed of any products listed herein. PanAmerican Seed's terms and conditions of sale shall apply to all products listed herein.


Variety Pictures




Fireworks




Fireworks



Fireworks



Fireworks



Fireworks



PanAmerican Seed Co.
622 Town Road, West Chicago, Illinois, USA, 60185
+1 800-231-7065 PanAmSeed.com

™ denotes a trademark of and © denotes a registered trademark of Ball Horticultural Company in the US. It may also be registered in other countries.
©2024 Ball Horticultural Company