

Begonia BabyWing® F₁ Series

(*Begonia interspecific*)

Annuals Culture (revised 10/02/20)

Plug crop time: 7 to 8 weeks

Transplant to finish: 5 to 7 weeks

- Daylength neutral, making it early to market.
- Upright, mounded, controlled plants stand up to shipping.
- Easy, season-long performance in landscapes and containers.
- Heat tolerant and handles stressful conditions well.

General Information

Exposure	Bloom Season	Height	Spread	Spacing
Shade, Sun	Early Spring, Spring, Late Spring, Summer, Late Summer, Autumn	12-15 in. (30-38 cm)	10-12 in. (25-30 cm)	10-12 in. (25-30 cm)

Germination

Seed Form	Recommended Plug Size	Seeds/Cell	Plug Crop Weeks	Days from 50% to maximum germination	Initial Media pH/EC (1:2)	Cover Seed
PEL	288	1	7-8	7-10	5.8-6.2 pH 0.5 mmhos/cm	No

Plug Production

	Stage 1	Stage 2	Stage 3	Stage 4
Moisture	Level 5	Level 4-5	Level 3-4	Level 3
Temperature	72-77°F (22-25°C)	72-75°F (22-24°C)	72-75°F (22-24°C)	65-67°F (18-19°C)
Light	Light	1,000-2,500 f.c. (10,800-26,900 Lux)	1,000-2,500 f.c. (10,800-26,900 Lux)	2,500-5,000 f.c. (26,900-53,800 Lux)
Fertiliser		Less than 100 ppm N (Less than 0.7 EC)	100 to 175 ppm N (0.7 to 1.2 EC)	100 to 175 ppm N (0.7 to 1.2 EC)

Fertiliser Notation

Frequent light fertilization is best. Use 20-10-20 at about 50 ppm at Day 8, and 100 ppm at Day 11. Then use every other day until Stage 3. After true leaves emerge, alternate with 15-0-15 until transplant. Always rinse foliage after feeding.

Propagation Key Tips

Keep moisture high until the first true leaf develops.

Growing on to Finish

Growing on Temperature	Target Media pH/EC (1:2)	Fertiliser	Daylength
(day) 65-70°F (18-21°C) (night) 60-65°F (16-18°C)	6.0-6.5 pH 1.0-1.2 mmhos/cm	100 to 175 ppm N (0.7 to 1.2 EC)	Day Neutral

Crop Scheduling

Container Size	Plugs/Pot	Crop Time	Season	PGR
4"/4.5"/Quart/10 cm	1 (ppp)	6-8 (weeks)	Spring	-
5"/6"/1 Gallon/15 cm	1-2 (ppp)	6-8 (weeks)	Spring	-
12" Pot or HB/5 Gallon/30 cm	3-4 (ppp)	6-8 (weeks)	Spring	-

Fertiliser Notation

Fertilize every other irrigation with 15-0-15, alternating with 20-10-20 at 150 ppm N.

Chemical Sensitivity

BabyWing is very responsive to Bonzi and Sumagic. Avoid overspray from neighboring plants. Use of Cycocel for plant control can cause phytotoxicity. Use of a tank combination with B-Nine will reduce phytotoxicity.

Common Problems

Insects: Fungus Gnats, Shore Flies

Finishing Key Tips


After transplant, if necessary, a very light spray of a tank mix of Cycocel 300 ppm and B-Nine 2,500 ppm can be used.

NOTE: Growers should use the information presented here as guidelines only. PanAmerican Seed recommends that growers conduct a trial of products under their own conditions. Crop times will vary depending on the climate, location, time of year, and greenhouse environmental conditions. It is the responsibility of the grower to confirm the treatment is available in their region as well as read and follow all the current label directions relating to the products. Nothing herein shall be deemed a warranty or guaranty by PanAmerican Seed of any products listed herein. PanAmerican Seed's terms and conditions of sale shall apply to all products listed herein.


Variety Pictures




Bicolor




Pink




Red



Red Bronze
Leaf



White



White Bronze
Leaf



PanAmerican Seed Co.
622 Town Road, West Chicago, Illinois, USA, 60185
+1 800-231-7065 PanAmSeed.com

™ denotes a trademark of and ® denotes a registered trademark of Ball Horticultural Company in the US. It may also be registered in other countries.
©2024 Ball Horticultural Company