

## Begonia (Spreading) Hula™ F<sub>1</sub> Series

(*Begonia interspecific*)

Annuals Culture (revised 11/08/23)

### Blanket landscapes with unique begonias

Hula Spreading Begonia is fast to fill in landscape beds, creating a blanket of high-impact colour! Floriferous Hula also looks amazing in hanging baskets and mixed containers, providing an opportunity to offer a more premium product.

**Plug crop time:** 6 to 8 weeks

**Transplant to finish:** 5 to 7 weeks for Spring timing

- Hula is a unique spreading-type begonia that is highly branched and covered with flowers.
- Its trailing habit elevates baskets and containers.
- Provides an instant performance advantage for landscapers, with masses of flowers showing on top.
- The series is daylength neutral and it is the earliest interspecific begonia to flower, with timing similar to BabyWing®.
- The large amount of flowers provides high-impact colour.
- Early-flowering Hula starts to spread at an early stage; it provides growers a high-quality, attractive, salable plant that is covered with blooms at retail, in both hanging baskets and smaller pot sizes.

## General Information

Exposure	Bloom Season	Height	Spread	Spacing
Shade, Sun	Early Spring, Spring, Late Spring, Summer, Late Summer, Autumn	6-10 in. (15-25 cm)	20-27 in. (51-69 cm)	12-20 in. (30-51 cm)

## Germination

Seed Form	Recommended Plug Size	Seeds/Cell	Plug Crop Weeks	Days from 50% to maximum germination	Initial Media pH/EC (1:2)	Cover Seed
PEL	288	1	7-8	7-10	5.8-6.2 pH 0.5 mmhos/cm	No

## Plug Production

	Stage 1	Stage 2	Stage 3	Stage 4
<b>Moisture</b>	Level 5	Level 4-5	Level 3-4	Level 3
<b>Temperature</b>	72-77°F (22-25°C)	72-75°F (22-24°C)	72-75°F (22-24°C)	65-67°F (18-19°C)
<b>Light</b>	Light	1,000-2,500 f.c. (10,800-26,900 Lux)	1,000-2,500 f.c. (10,800-26,900 Lux)	2,500-5,000 f.c. (26,900-53,800 Lux)
<b>Fertiliser</b>		Less than 100 ppm N (Less than 0.7 EC)	100 to 175 ppm N (0.7 to 1.2 EC)	100 to 175 ppm N (0.7 to 1.2 EC)

## Propagation Key Tips

Keep moisture high until the first true leaf develops.

## Growing on to Finish

Growing on Temperature	Target Media pH/EC (1:2)	Fertiliser	Daylength
(day) 65-70°F (18-21°C) (night) 60-65°F (16-18°C)	6.0-6.5 pH 1.0-1.2 mmhos/cm		Day Neutral

## Crop Scheduling


Container Size	Plugs/Pot	Crop Time	Season	PGR
306 Pack/1801	1 (ppp)	6-8 (weeks)	Spring	-
4"/4.5"/Quart/10 cm	1 (ppp)	6-8 (weeks)	Spring	-
5"/6"/1 Gallon/15 cm	1-2 (ppp)	6-8 (weeks)	Spring	-
12" Pot or HB/5 Gallon/30 cm	3-4 (ppp)	8-10 (weeks)	Spring	-

## Finishing Key Tips


Growers can use PGRs on Begonia Hula only when necessary. Hula responds well to a tank mix of daminozide (B-Nine/Alar) and Chlormequat (CCC). Daminozide (B-Nine/Alar) 2,500 ppm. Chlormequat (CCC) 150 ppm and 300 ppm. Paclobutrazol (Bonzi) also works, but should be used with caution, as it could cause stunting in plants. Under ADT of about 68°F/20°C, Paclobutrazol 2-3 ppm spray is recommended.

NOTE: Growers should use the information presented here as guidelines only. PanAmerican Seed recommends that growers conduct a trial of products under their own conditions. Crop times will vary depending on the climate, location, time of year, and greenhouse environmental conditions. It is the responsibility of the grower to confirm the treatment is available in their region as well as read and follow all the current label directions relating to the products. Nothing herein shall be deemed a warranty or guaranty by PanAmerican Seed of any products listed herein. PanAmerican Seed's terms and conditions of sale shall apply to all products listed herein.


## Variety Pictures




Bicolor Red  
White




Blush



Pink



Red



White



Red and White  
Mixture



PanAmerican Seed Co.  
622 Town Road, West Chicago, Illinois, USA, 60185  
+1 800-231-7065 [PanAmSeed.com](http://PanAmSeed.com)

™ denotes a trademark of and ® denotes a registered trademark of Ball Horticultural Company in the US. It may also be registered in other countries.  
©2025 Ball Horticultural Company