

## Petunia (Spreading) E3 Easy Wave® F<sub>1</sub> Series

Annuals Culture (revised 12/13/24)

(*Petunia x hybrida*)

### Wake up early-season sales!

It's **Early**, it's **Efficient**, it's the **Evolution** of Easy Wave®...it's **E3**!

Kick off petunia sales at retail even earlier with E3 Easy Wave! With a manageable, uniform plant structure and vigour, the series offers simple production to save on labour costs. The plants can be grown at lower PGR rates than Easy Wave, so we say it's 'Extra Easy' Wave! The plants stay full and lush longer at retail for increased sell-through and the eye-catching appeal consumers expect from the Wave® program.

**Plug crop time:** 4 to 6 weeks

**Transplant to finish:** Spring 6 to 7 weeks, Summer 4 to 5 weeks

- This Wave brand series is now available to fulfill sales earlier in the season.
- Flowers at or under 10 hours daylength.
- E3 Easy Wave offers simplified production, as it can be successfully grown at lower PGR rates than Easy Wave (except Blue).
- All E3 Easy Wave varieties have a similar, uniform plant structure and vigour for simplified plant management.
- Plant holding capabilities across the series mean better quality over a longer time period for an extended sales window.
- E3 Easy Wave fulfills the Wave brand promise of *easy spreading colour™* with superior performance: a manageable spreading habit, long bloom time and sheer colour value!
- Mounding, spreading habit provides a three-dimensional landscape effect, creating impressive baskets and planters.
- Recommended in Wave branded packaging: premium 306 packs with handle, 4 to 6-in./10 to 15-cm pots and hanging baskets.

## General Information

Exposure	Bloom Season	Height	Spread	Spacing
Sun	Spring, Late Spring, Summer, Late Summer	6-12 in. (15-30 cm)	25-32 in. (64-81 cm)	10-15 in. (25-38 cm)

## Germination

Seed Form	Recommended Plug Size	Seeds/Cell	Plug Crop Weeks	Days from 50% to maximum germination	Initial Media pH/EC (1:2)	Cover Seed
PEL	288 128	1 1	4-6 5-7	3-5	5.5-6.0 pH 0.75 mmhos/cm	No

## Plug Production

	Stage 1	Stage 2	Stage 3	Stage 4
<b>Moisture</b>	Level 4-5	Level 3-4	Level 2-4	Level 2-4
<b>Temperature</b>	72-77°F (22-25°C)	72-77°F (22-25°C)	65-70°F (18-21°C)	60-65°F (16-18°C)
<b>Light</b>	Optional	6 mol·m <sup>-2</sup> ·d <sup>-1</sup> 1,000-2,500 f.c. (10,800-26,900 Lux)	8-12 mol·m <sup>-2</sup> ·d <sup>-1</sup> 2,500-4,000 f.c. (26,900-43,100 Lux)	8-15 mol·m <sup>-2</sup> ·d <sup>-1</sup> 2,500-5,000 f.c. (26,900-53,800 Lux)
<b>Fertiliser</b>		Less than 100 ppm N (Less than 0.7 EC)	100 to 175 ppm N (0.7 to 1.2 EC)	100 to 175 ppm N (0.7 to 1.2 EC)
<b>PGR</b>			daminozide/2,500-5,000 ppm/Spray	daminozide/2,500-5,000 ppm/Spray

## Growing on to Finish

Growing on Temperature	Target Media pH/EC (1:2)	Fertiliser	Daylength
(day) 61-75°F (16-24°C) (night) 57-65°F (14-18°C)	5.5-6.2 pH 1.5-2.0 mmhos/cm	225 to 300 ppm N (1.5 to 2.0 EC)	Facultative Long Day

## Daylength Notation

Minimum Daylength Requirement by Variety:

9 hours: White

9.5 hours: Coral, Pink, Red, Rose Morn, Sky Blue

10 hours: Blue, Pink Cosmo, Yellow

## Crop Scheduling

Container Size	Plugs/Pot	Crop Time	Season	PGR
306 Pack/1801	1 (ppp)	6-7 (weeks)	Spring	paclobutrazol 2-3 ppm Drench
4"/4.5"/Quart/10 cm	1 (ppp)	6-7 (weeks)	Spring	paclobutrazol 2-3 ppm Drench
10" Pot or HB/3 Gallon/25 cm	3-4 (ppp)	8-9 (weeks)	Spring	paclobutrazol 2-3 ppm Drench
306 Pack/1801	1 (ppp)	4-5 (weeks)	Summer	paclobutrazol 2-3 ppm Drench
4"/4.5"/Quart/10 cm	1 (ppp)	4-5 (weeks)	Summer	paclobutrazol 2-3 ppm Drench
10" Pot or HB/3 Gallon/25 cm	3-4 (ppp)	6-7 (weeks)	Summer	paclobutrazol 2-3 ppm Drench

## Common Problems


Insects: Thrips, Aphids, Fungus Gnats, Shore Flies Diseases: Botrytis, Rhizoctonia, Pythium

## Finishing Key Tips


Post transplant, E3 Easy Wave varieties (see exceptions) can be controlled with less or half the rate of Easy Wave. North American recommendations: 1. Daminozide spray of 2,500-3,000 ppm 7 to 10 days after transplant promotes branching and controls early stretch. Then 2. Paclobutrazol 2-3 ppm drench 7 to 10 days later, additional drenches as needed. Exception: E3 Easy Wave Blue, with paclobutrazol rates similar to Easy Wave at 5 ppm drench. Northern Europe recommendations: Paclobutrazol 3-4 ml/l (12-16 ppm) spray weekly or as needed OR Daminozide 3 g/l (2,000 ppm) spray weekly or as needed Exception: E3 Easy Wave Blue, with paclobutrazol rates similar to Easy Wave at 5 ml/l (20 ppm) spray. All E3 Easy Wave varieties are cold durable. Can be grown as low as 50°F (10°C). Crop timing is related to average temperature when grown under proper daylength. Plants will take longer to flower when grown in cooler conditions. Recommended DLI range of 12 to 20 mol·m<sup>-2</sup>·d<sup>-1</sup>.

NOTE: Growers should use the information presented here as guidelines only. PanAmerican Seed recommends that growers conduct a trial of products under their own conditions. Crop times will vary depending on the climate, location, time of year, and greenhouse environmental conditions. It is the responsibility of the grower to confirm the treatment is available in their region as well as read and follow all the current label directions relating to the products. Nothing herein shall be deemed a warranty or guaranty by PanAmerican Seed of any products listed herein. PanAmerican Seed's terms and conditions of sale shall apply to all products listed herein.


## Variety Pictures




Blue




Coral




Pink



Pink Cosmo




Red



Rose Morn



Sky Blue



White



Yellow



Déjà Vu Mixture



Formula  
Mixture  
Improved



Peppermint  
Mixture



Red White and  
Blue Mixture



Sweet Taffy  
Mixture



PanAmerican Seed Co.  
622 Town Road, West Chicago, Illinois, USA, 60185  
+1 800-231-7065 [PanAmSeed.com](http://PanAmSeed.com)

™ denotes a trademark of and ® denotes a registered trademark of Ball Horticultural Company in the US. It may also be registered in other countries.  
©2025 Ball Horticultural Company