

Zinnia Zahara® Series

(Zinnia marylandica)

Annuals Culture (revised 10/03/24)

Plug crop time: 3 weeks

Transplant to finish: Spring 8 to 9 weeks, Summer 5 to 6 weeks

- 20% larger flowers than competing varieties means more colour on the bench than any other disease-resistant zinnia...more retail impact...flower power that lasts in the landscape.
- Less care needed at retail for faster turns, less dump and better sell-through.
- Outstanding performer in heat, drought.

General Information

Exposure	Bloom Season	Height	Spread	Spacing
Sun	Spring, Late Spring, Summer	12-18 in. (30-46 cm)	12-18 in. (30-46 cm)	8-10 in. (20-25 cm)

Germination

Seed Form	Recommended Plug Size	Seeds/Cell	Plug Crop Weeks	Days from 50% to maximum germination	Initial Media pH/EC (1:2)	Cover Seed
COT, RAW	288	1	3	2-3	5.8-6.2 pH 0.75 mmhos/cm	Light cover

Plug Production

	Stage 1	Stage 2	Stage 3	Stage 4
Moisture	Level 4	Level 3-4	Level 3-4	Level 3
Temperature	68-73°F (20-23°C)	70-75°F (21-24°C)	70-75°F (21-24°C)	65-70°F (18-21°C)
Light	Optional	1,000-2,500 f.c. (10,800-26,900 Lux)	1,000-2,500 f.c. (10,800-26,900 Lux)	2,500-5,000 f.c. (26,900-53,800 Lux)
Fertiliser		Less than 100 ppm N (Less than 0.7 EC)	100 to 175 ppm N (0.7 to 1.2 EC)	100 to 175 ppm N (0.7 to 1.2 EC)

PGR daminozide/1,250-2,500 ppm/Spray

Propagation Key Tips

Avoid excessive moisture on plants and flowers. Monitor for Botrytis.

Growing on to Finish

Growing on Temperature	Target Media pH/EC (1:2)	Fertiliser	Daylength
(day) 65-70°F (18-21°C) (night) 60-65°F (16-18°C)	5.5-6.2 pH 1.2-1.5 mmhos/cm	175 to 225 ppm N (1.2 to 1.5 EC)	Facultative Short Day

Crop Scheduling

Container Size	Plugs/Pot	Crop Time	Season	PGR
4"/4.5"/Quart/10 cm	1 (ppp)	8-9 (weeks)	Spring	daminozide 3,500 ppm Spray
5"/6"/1 Gallon/15 cm	3 (ppp)	8-9 (weeks)	Spring	daminozide 3,500 ppm Spray
4"/4.5"/Quart/10 cm	1 (ppp)	5-6 (weeks)	Summer	daminozide 3,500 ppm Spray
5"/6"/1 Gallon/15 cm	3 (ppp)	5-6 (weeks)	Summer	daminozide 3,500 ppm Spray

Common Problems


Insects: Monitor for Aphids early in production and Thrips during flowering. Disease: Avoid high humidity and condensation in the greenhouse, as these conditions are favorable for Botrytis.

Finishing Key Tips

Avoid excessive moisture on plants and flowers. Monitor for Botrytis.

NOTE: Growers should use the information presented here as guidelines only. PanAmerican Seed recommends that growers conduct a trial of products under their own conditions. Crop times will vary depending on the climate, location, time of year, and greenhouse environmental conditions. It is the responsibility of the grower to confirm the treatment is available in their region as well as read and follow all the current label directions relating to the products. Nothing herein shall be deemed a warranty or guaranty by PanAmerican Seed of any products listed herein. PanAmerican Seed's terms and conditions of sale shall apply to all products listed herein.


Variety Pictures




Cherry




Fire



Raspberry




Red



Starlight Rose



Sunburst



White



Yellow



Bonfire Mixture



Mixture



Raspberry
Lemonade
Mixture



PanAmerican Seed Co.
622 Town Road, West Chicago, Illinois, USA, 60185
+1 800-231-7065 PanAmSeed.com

™ denotes a trademark of and ® denotes a registered trademark of Ball Horticultural Company in the US. It may also be registered in other countries.
©2025 Ball Horticultural Company