

Viola Sorbet® XP F₁ Series

(*Viola cornuta*)

Annuals Culture (revised 10/27/23)

Excellence in action!

Grow, ship, sell and plant the best-looking violas for Spring and Autumn – Sorbet XP genetics deliver a uniform plant habit and the tightest bloom window, for excellent performance in landscapes and gardens.

Plug crop time: 4.5 to 5 weeks

Transplant to finish: Early Spring 6 to 8 weeks, Autumn 4 to 5 weeks

- Sorbet XP needs fewer PGRs, with superior holdability and less shrink.
- F₁ vigour assures greater germination, earliness, and excellent plug and garden performance.
- Violas are a key pro landscaper item and Sorbet XP excels at every turn: plants cover the soil at flowering, with more blooms on every plant and less stretching; they stay compact in both heat and cold; excellent for overwintering; the wide range of clear colours allows for custom mixes.
- Well suited to Spring and Autumn packs and 3.5-in./9-cm pots.

General Information

Exposure	Bloom Season	Height	Spread	Spacing
Partial Sun, Sun	Early Spring, Spring, Late Spring, Late Summer, Autumn, Winter	6-8 in. (15-20 cm)	6-8 in. (15-20 cm)	6 in. (15 cm)

Germination

Seed Form	Recommended Plug Size	Seeds/Cell	Plug Crop Weeks	Days from 50% to maximum germination	Initial Media pH/EC (1:2)	Cover Seed
PRM, RAW	288	1	5	3-4	5.5-5.8 pH 0.75 mmhos/cm	Yes

Plug Production

	Stage 1	Stage 2	Stage 3	Stage 4
Moisture	Level 4	Level 3-4	Level 3-4	Level 2-4
Temperature	65-70°F (18-21°C)	60-70°F (16-21°C)	60-65°F (16-18°C)	55-60°F (13-16°C)
Light	Optional	2,500 f.c. (26,900 Lux)	2,500 f.c. (26,900 Lux)	5,000 f.c. (53,800 Lux)
Fertiliser		Less than 100 ppm N (Less than 0.7 EC)	100 to 175 ppm N (0.7 to 1.2 EC)	100 to 175 ppm N (0.7 to 1.2 EC)
PGR			ancymidol/5-10 ppm/Spray daminozide/1,500-2,500 ppm/Spray	ancymidol/5-10 ppm/Spray daminozide/1,500-2,500 ppm/Spray

Propagation Key Tips

Adjust PGR rates and frequency of application depending on local conditions in Stages 3 and 4.

Growing on to Finish

Growing on Temperature	Target Media pH/EC (1:2)	Fertiliser	Daylength
(day) 60°F (16°C) (night) 50-55°F (10-13°C)	5.5-5.8 pH 1.5 mmhos/cm	100 to 175 ppm N (0.7 to 1.2 EC)	Facultative Long Day

Crop Scheduling

Container Size	Plugs/Pot	Crop Time	Season	PGR
Cell Pack	1 (ppp)	5-7 (weeks)	Early Spring	daminozide 1,500-2,500 ppm Spray
4"/4.5"/Quart/10 cm	1 (ppp)	5-7 (weeks)	Early Spring	daminozide 1,500-2,500 ppm Spray
5"/6"/1 Gallon/15 cm	3 (ppp)	5-7 (weeks)	Early Spring	daminozide 1,500-2,500 ppm Spray
Cell Pack	1 (ppp)	3 (weeks)	Autumn	daminozide 2,500-5,000 ppm Spray
4"/4.5"/Quart/10 cm	1 (ppp)	4-5 (weeks)	Autumn	daminozide 2,500-5,000 ppm Spray
5"/6"/1 Gallon/15 cm	3 (ppp)	3-4 (weeks)	Autumn	daminozide 2,500-5,000 ppm Spray

Fertiliser Notation

A week after transplant, begin fertilizing with 150 ppm N once a week when grown in the greenhouse. Additional fertilization may be needed if grown outside. Maintain an EC of 1.5 and a pH of 5.6 to 5.8 after transplant until finish. Alternate between an acidic fertilizer, such as 20-10-20, and a basic fertilizer, such as 15-5-15 calcium/magnesium, for pH balance. If the media pH is greater than 6.0, then take corrective measures to lower the pH to the desired level.

Common Problems

Diseases: Damping-off, black root rot, foliar leaf spots and Botrytis blight are common. Insects: Fungus gnats and shore flies can be problem pests during plug production. Aphids, thrips, mites and whiteflies can be a problem during finishing stages.

Finishing Key Tips

Adjust PGR rates and frequency of application depending on local conditions.

NOTE: Growers should use the information presented here as guidelines only. PanAmerican Seed recommends that growers conduct a trial of products under their own conditions. Crop times will vary depending on the climate, location, time of year, and greenhouse environmental conditions. It is the responsibility of the grower to confirm the treatment is available in their region as well as read and follow all the current label directions relating to the products. Nothing herein shall be deemed a warranty or guaranty by PanAmerican Seed of any products listed herein. PanAmerican Seed's terms and conditions of sale shall apply to all products listed herein.

Variety Pictures



Beaconsfield



Blue Blotch



Deep Orange



Delft Blue



Denim Jump Up



Lemon Ice
Blotch




Lemon Jump
Up




Marina



Morpho




Neptune



Orange Jump
Up



Pink Halo



Pink Wing



Purple



Purple Face



Raspberry



Red



Rose Blotch



True Blue




White




White Blotch



White Jump Up



Yellow



Yellow Blotch



Yellow
Burgundy Jump
Up



Yellow Jump
Up Improved




Yellow Pink
Jump Up



YTT



Autumn Select
Mixture



Blueberry
Sundae Mixture



Citrus Mixture



Harvest Mixture



Jump Up
Mixture



Mixture



Spring Select
Mixture



PanAmerican Seed Co.
622 Town Road, West Chicago, Illinois, USA, 60185
+1 800-231-7065 PanAmSeed.com

™ denotes a trademark of and © denotes a registered trademark of Ball Horticultural Company in the US. It may also be registered in other countries.
©2026 Ball Horticultural Company