

Vinca Valiant™ F₁ Series

(*Catharanthus roseus*)

Annuals Culture (revised 10/16/25)

Plug crop time: 5 weeks

Transplant to finish: 3 to 4 weeks

- The Valiant series is selected in Florida to have field resistance to aerial *Phytophthora*.
- Makes well-branched, market-ready plants with large flowers that show off high-impact colour at point-of-sale and in the landscape.
- Superior hybrid vigour allows Valiant vinca landscapes to better survive environmental stresses such as sun, heat, drought, salt and cool/damp conditions.
- Low maintenance with good landscape longevity.

General Information

Exposure	Bloom Season	Height	Spread	Spacing
Sun	Spring, Late Spring, Summer, Late Summer, Autumn	14-20 in. (36-51 cm)	10-12 in. (25-30 cm)	8 in. (20 cm)

Germination

Seed Form	Recommended Plug Size	Seeds/Cell	Plug Crop Weeks	Days from 50% to maximum germination	Initial Media pH/EC (1:2)	Cover Seed
RAW	288	1	5	3-5	5.8-6.0 pH 0.75 mmhos/cm	Yes

Plug Production

	Stage 1	Stage 2	Stage 3	Stage 4
Moisture	Level 4	Level 3-4	Level 2-3	Level 2-4
Temperature	75-78°F (24-26°C)	70-72°F (21-22°C)	70-72°F (21-22°C)	70-72°F (21-22°C)
Light	Dark	2,500 f.c. (26,900 Lux)	2,500 f.c. (26,900 Lux)	5,000 f.c. (53,800 Lux)
Fertiliser		Less than 100 ppm N (Less than 0.7 EC)	Less than 100 ppm N (Less than 0.7 EC)	100 to 175 ppm N (0.7 to 1.2 EC)
PGR			ancymidol/2-5 ppm/Spray	ancymidol/2-5 ppm/Spray

Propagation Key Tips

Bottom heat during production can increase yield potential and decrease crop time. At Stage 3 and Stage 4 preventive fungicide applications are recommended for Thielaviopsis, Pythium, Phytophthora and Rhizoctonia. Growth regulator information is provided for reference and does not apply to all growing conditions/locations. Review your crop prior to use.

Growing on to Finish

Growing on Temperature	Target Media pH/EC (1:2)	Fertiliser	Daylength
(day) 75°F (24°C) (night) 65-68°F (18-20°C)	5.5-6.0 pH 1.5-2.0 mmhos/cm	225 to 300 ppm N (1.5 to 2.0 EC)	Day Neutral

Crop Scheduling

Container Size	Plugs/Pot	Crop Time	Season	PGR
Cell Pack	1 (ppp)	3-4 (weeks)	Spring	daminozide 2,500 ppm Spray
4"/4.5"/Quart/10 cm	1 (ppp)	4-5 (weeks)	Spring	daminozide 2,500 ppm Spray
5"/6"/1 Gallon/15 cm	3 (ppp)	4-6 (weeks)	Spring	daminozide 2,500 ppm Spray

Fertiliser Notation

Starting 1 week after transplant, applying fertilizer at rate 4 (225 to 300 ppm N/1.5 to 2.0 mS/cm) once a week using predominately a nitrate-form fertilizer with low phosphorus and high potassium. Maintain the media EC at 1.5 to 2.0 mS/cm and pH at 5.8. For a constant fertilizer program, fertilizer can be applied at rate 3 (175 to 225 ppm N/1.2 to 1.5 mS/cm) while maintaining the above-recommended EC and pH ranges.

Chemical Sensitivity

Phytotoxicity has been reported on *Catharanthus roseus* with paclobutrazol, uniconazole and flurprimidol.

Common Problems


Insect: Spider mites, thrips, aphids and mealy bugs. Disease: Rhizoctonia, Botrytis, Rhizopus, Pythium, Thielaviopsis, Alternaria, Ulocladium and Tomato Spotted Wilt Virus. Valiant has intermediate resistance to Phytophthora as defined by the International Seed Federation guidelines.

Finishing Key Tips


Drench with a fungicide at transplant. Keep light as high as possible ($DLI = 12 \text{ moles} \cdot \text{m}^{-2} \cdot \text{d}^{-1}$) while maintaining optimal production temperatures. Maintain even moisture and avoid excessive media and foliage wetness, as these conditions are favourable for disease incidence. Plant growth regulators may not be necessary for this series. Negative DIF can be used to control height. Daminozide and ancymidol can be used for height control if needed.

NOTE: Growers should use the information presented here as guidelines only. PanAmerican Seed recommends that growers conduct a trial of products under their own conditions. Crop times will vary depending on the climate, location, time of year, and greenhouse environmental conditions. It is the responsibility of the grower to confirm the treatment is available in their region as well as read and follow all the current label directions relating to the products. Nothing herein shall be deemed a warranty or guaranty by PanAmerican Seed of any products listed herein. PanAmerican Seed's terms and conditions of sale shall apply to all products listed herein.


Variety Pictures



Apricot



Burgundy




Lilac



Magenta



Orchid



Punch



Pure White



Mixture



PanAmerican Seed Co.
622 Town Road, West Chicago, Illinois, USA, 60185
+1 800-231-7065 PanAmSeed.com

™ denotes a trademark of and ® denotes a registered trademark of Ball Horticultural Company in the US. It may also be registered in other countries.
©2026 Ball Horticultural Company