

Salvia Lancelot

(*Salvia canariensis*)

Annuals Culture (revised 12/16/24)

Plug crop time: 4 to 5 weeks

Transplant to finish: 5 to 6 weeks, foliage only

- A unique plant for the border.
- Produces silvery-white, felted leaves plus lavender flowers in July, with rosy-lavender bracts and a pleasant sage fragrance.
- A water-wise plant and a great pollinator plant, attracting hummingbirds, bees and butterflies.

General Information

Exposure	Bloom Season	Height	Spread	Spacing
Partial Sun, Sun	Summer	36-42 in. (91-107 cm)	24-30 in. (61-76 cm)	14-16 in. (36-41 cm)

Germination

Seed Form	Recommended Plug Size	Seeds/Cell	Plug Crop Weeks	Days from 50% to maximum germination	Initial Media pH/EC (1:2)	Cover Seed
RAW	288	1	4-5	3-5	5.5-5.8 pH 0.75 mmhos/cm	No

Plug Production

	Stage 1	Stage 2	Stage 3	Stage 4
Moisture	Level 4	Level 3-4	Level 2-4	Level 2-4
Temperature	68-72°F (20-22°C)	59-68°F (15-20°C)	59-68°F (15-20°C)	59-68°F (15-20°C)
Light	Optional	1,000-2,500 f.c. (10,800-26,900 Lux)	3,000 f.c. (32,300 Lux)	3,000 f.c. (32,300 Lux)
Fertiliser		Less than 100 ppm N (Less than 0.7 EC)	Less than 100 ppm N (Less than 0.7 EC)	Less than 100 ppm N (Less than 0.7 EC)
PGR	daminozide/2,500 ppm/Spray			

Propagation Key Tips

Maintain level 4 moisture during Stage 1. Saturated media (level 5) can reduce germination. Daminozide 2,500 ppm spray or paclobutrazol 5 ppm spray are equally effective on *Salvia canariensis* plugs. Apply in Stage 3 and repeat if necessary to control stretch.

Growing on to Finish

Growing on Temperature	Target Media pH/EC (1:2)	Fertiliser	Daylength
(day) 65-72°F (18-22°C) (night) 62-65°F (17-18°C)	5.5-5.8 pH 1.5-2.0 mmhos/cm	225 to 300 ppm N (1.5 to 2.0 EC)	-

Crop Scheduling

Container Size	Plugs/Pot	Crop Time	Season	PGR
306 Pack/1801	1 (ppp)	4-5 (weeks)	Spring	daminozide 2,500 ppm Spray
4"/4.5"/Quart/10 cm	1 (ppp)	5-6 (weeks)	Spring	daminozide 2,500 ppm Spray
5"/6"/1 Gallon/15 cm	2 (ppp)	7-8 (weeks)	Spring	daminozide 2,500-5,000 ppm Spray

Fertiliser Notation


Plants may show bottom leaf yellowing when grown under low-to-medium fertilizer levels.

Finishing Key Tips


PGR applications can be made two weeks after transplant and repeated in 7 to 10 days if needed. Paclobutrazol 0.5 to 1.0 ppm drench can be used alternatively to daminozide. Paclobutrazol is not recommended for early applications in gallons, as this can result in stunting. All timing recommendations are for a finished plant with silver foliage, no flower. Add 4 to 5 weeks for flowering under long days. Finish with flowers in gallons only, not small pots.

NOTE: Growers should use the information presented here as guidelines only. PanAmerican Seed recommends that growers conduct a trial of products under their own conditions. Crop times will vary depending on the climate, location, time of year, and greenhouse environmental conditions. It is the responsibility of the grower to confirm the treatment is available in their region as well as read and follow all the current label directions relating to the products. Nothing herein shall be deemed a warranty or guaranty by PanAmerican Seed of any products listed herein. PanAmerican Seed's terms and conditions of sale shall apply to all products listed herein.


Variety Pictures




Lancelot




Lancelot



Lancelot



Lancelot



Lancelot



Lancelot



PanAmerican Seed Co.
622 Town Road, West Chicago, Illinois, USA, 60185
+1 800-231-7065 PanAmSeed.com

™ denotes a trademark of and ® denotes a registered trademark of Ball Horticultural Company in the US. It may also be registered in other countries.
©2026 Ball Horticultural Company