

## Osteospermum Akila® F<sub>1</sub> Series

(*Osteospermum ecklonis*)

Annuals Culture (revised 10/16/25)

**Plug crop time:** 4 to 5 weeks

**Transplant to finish:** Spring 10 to 12 weeks, Autumn 7 to 9 weeks

- Sow easy, so awesome!
- The most compact seed series matches or surpasses any vegetative series for easy, no-pinch production, terrific uniformity and top-selling colours.
- Delivers 5% higher germination than competitors for higher yields – it's the best seed-grown osteo for both habit and seed quality.
- Excellent branching assures better pot fill and great bench-to-garden performance.
- Well-suited to mechanized production and high-density programs.
- Plants branch without pinching, all colours flower within a 7 to 10-day window across the Akila series and no vernalisation is needed.
- Full, well-branched plants are drought tolerant once established.

### General Information

Exposure	Bloom Season	Height	Spread	Spacing
Sun	Early Spring, Spring, Late Spring	10-14 in. (25-36 cm)	14-20 in. (36-51 cm)	10-12 in. (25-30 cm)

### Germination

Seed Form	Recommended Plug Size	Seeds/Cell	Plug Crop Weeks	Days from 50% to maximum germination	Initial Media pH/EC (1:2)	Cover Seed
RAW	288 105	1 1	4-5 5	5-6	5.8-6.2 pH 0.75 mmhos/cm	Yes

### Plug Production

	Stage 1	Stage 2	Stage 3	Stage 4
<b>Moisture</b>	Level 4	Level 3-4	Level 2-3	Level 2-3
<b>Temperature</b>	65-68°F (18-20°C)	68-72°F (20-22°C)	68-70°F (20-21°C)	65-68°F (18-20°C)
<b>Light</b>	Optional	1,000-2,500 f.c. (10,800-26,900 Lux)	1,000-2,500 f.c. (10,800-26,900 Lux)	2,500-5,000 f.c. (26,900-53,800 Lux)
<b>Fertiliser</b>		Less than 100 ppm N (Less than 0.7 EC)	100 to 175 ppm N (0.7 to 1.2 EC)	100 to 175 ppm N (0.7 to 1.2 EC)
<b>PGR</b>			daminozide/2,500-3,000 ppm/Spray	

### Fertiliser Notation

Use a nitrate-based fertiliser with low phosphorus.

### Propagation Key Tips

Using a larger liner such as a 105 at 1 spc will promote more branching and help reduce total crop time. PGRs are generally not needed. If necessary, a daminozide 2,500 ppm spray applied 3 weeks after sowing will tone plugs.

### Growing on to Finish

Growing on Temperature	Target Media pH/EC (1:2)	Fertiliser	Daylength
(day) 60-70°F (16-21°C) (night) 50-55°F (10-13°C)	5.8-6.2 pH 1.5-2.0 mmhos/cm	175 to 225 ppm N (1.2 to 1.5 EC)	Day Neutral

## Crop Scheduling

Container Size	Plugs/Pot	Crop Time	Season	PGR
306 Pack/1801	1 (ppp)	10-12 (weeks)	Spring	daminozide/chlormequat chloride tank mix 2,500/500 ppm Spray
4"/4.5"/Quart/10 cm	1 (ppp)	10-12 (weeks)	Spring	daminozide/chlormequat chloride tank mix 2,500/500 ppm Spray
5"/6"/1 Gallon/15 cm	1-3 (ppp)	12-14 (weeks)	Spring	daminozide/chlormequat chloride tank mix 2,500/500 ppm Spray
306 Pack/1801	1 (ppp)	7-9 (weeks)	Autumn	daminozide/chlormequat chloride tank mix 2,500/500 ppm Spray
4"/4.5"/Quart/10 cm	1 (ppp)	7-9 (weeks)	Autumn	daminozide/chlormequat chloride tank mix 2,500/500 ppm Spray
5"/6"/1 Gallon/15 cm	1-3 (ppp)	9-11 (weeks)	Autumn	daminozide/chlormequat chloride tank mix 2,500/500 ppm Spray

## Chemical Sensitivity


Avoid insecticides that contain the active ingredient methiocarb, as this will affect flower colour.

## Finishing Key Tips


Supplemental lighting will reduce days to flower. Plants grown under high light and cool conditions may not require PGRs. If needed, apply daminozide/chlormequat chloride 2,500/500 ppm tank mix 2 weeks after transplant. Alternatively, flurprimidol at 10 to 15 ppm spray applied once after transplant will give adequate control.

NOTE: Growers should use the information presented here as guidelines only. PanAmerican Seed recommends that growers conduct a trial of products under their own conditions. Crop times will vary depending on the climate, location, time of year, and greenhouse environmental conditions. It is the responsibility of the grower to confirm the treatment is available in their region as well as read and follow all the current label directions relating to the products. Nothing herein shall be deemed a warranty or guaranty by PanAmerican Seed of any products listed herein. PanAmerican Seed's terms and conditions of sale shall apply to all products listed herein.


## Variety Pictures



Daisy White



Lavender  
Shades



Purple




Sunset Shades



Sunshine  
Yellow



White



White Purple  
Eye



Grand Canyon  
Mixture



Hawaii Sunset  
Mixture



Mixture



PanAmerican Seed Co.  
622 Town Road, West Chicago, Illinois, USA, 60185  
+1 800-231-7065 [PanAmSeed.com](http://PanAmSeed.com)

™ denotes a trademark of and ® denotes a registered trademark of Ball Horticultural Company in the US. It may also be registered in other countries.  
©2026 Ball Horticultural Company