

Pepper (Ornamental) Calico F₁

(*Capsicum annuum*)

Annuals Culture (revised 02/24/20)

Plug crop time: 4 to 5 weeks

Transplant to finish: 6 to 7 weeks for Autumn finish (no mature fruit)

- Compact, well-branched and rounded accent plants are uniform in size across the crop for easy production.
- Heat-tolerant; great for landscaping and mixed containers.
- Best in 6 and 8-in./15 and 20-cm pots, gallons and Mum Pals programs.

NOTE: Fruit is hot.

General Information

Exposure	Bloom Season	Height	Spread	Spacing
Sun	-	10-12 in. (25-30 cm)	14-16 in. (36-41 cm)	12-14 in. (30-36 cm)

Germination

Seed Form	Recommended Plug Size	Seeds/Cell	Plug Crop Weeks	Days from 50% to maximum germination	Initial Media pH/EC (1:2)	Cover Seed
RAW	288	1	4-5	5-7	5.8-6.2 pH 0.75 mmhos/cm	Light cover

Plug Production

	Stage 1	Stage 2	Stage 3	Stage 4
Moisture	Level 4	Level 3-4	Level 2-4	Level 2-4
Temperature	72-76°F (22-24°C)	68-73°F (20-23°C)	68-70°F (20-21°C)	68-70°F (20-21°C)
Light	Optional	1,000-2,500 f.c. (10,800-26,900 Lux)	1,000-2,500 f.c. (10,800-26,900 Lux)	2,500-5,000 f.c. (26,900-53,800 Lux)
Fertiliser		Less than 100 ppm N (Less than 0.7 EC)	100 to 175 ppm N (0.7 to 1.2 EC)	100 to 175 ppm N (0.7 to 1.2 EC)
PGR			uniconazole/2.5 ppm/Spray	

Fertiliser Notation

In Stage 1, keep ammonia levels lower than 10 ppm.

Propagation Key Tips

Performs best under high light and warm temperatures. If necessary, uniconazole (Sumagic) at rate of 2.5 ppm can be applied at 2 weeks after sowing for height control. Repeat 2 weeks later if needed.

Growing on to Finish

Growing on Temperature	Target Media pH/EC (1:2)	Fertiliser	Daylength
(day) 68-80°F (20-27°C) (night) 65-70°F (18-21°C)	5.5-6.2 pH 1.2-1.5 mmhos/cm	175 to 225 ppm N (1.2 to 1.5 EC)	-

Crop Scheduling


Container Size	Plugs/Pot	Crop Time	Season	PGR
4"/4.5"/Quart/10 cm	1 (ppp)	5-6 (weeks)	Summer	-
5"/6"/1 Gallon/15 cm	1-3 (ppp)	6-7 (weeks)	Summer	-
4"/4.5"/Quart/10 cm	1 (ppp)	5-6 (weeks)	Autumn	-
5"/6"/1 Gallon/15 cm	1-3 (ppp)	6-7 (weeks)	Autumn	-

Finishing Key Tips


As Calico is used especially for its foliage, crop times reflect finish for foliage, not fruit. Performs best under high light and warm temperatures. Add 4 to 5 weeks for Spring production crop times.

NOTE: Growers should use the information presented here as guidelines only. PanAmerican Seed recommends that growers conduct a trial of products under their own conditions. Crop times will vary depending on the climate, location, time of year, and greenhouse environmental conditions. It is the responsibility of the grower to confirm the treatment is available in their region as well as read and follow all the current label directions relating to the products. Nothing herein shall be deemed a warranty or guaranty by PanAmerican Seed of any products listed herein. PanAmerican Seed's terms and conditions of sale shall apply to all products listed herein.


Variety Pictures



Calico




Calico



Calico



Calico



Calico



PanAmerican Seed Co.
622 Town Road, West Chicago, Illinois, USA, 60185
+1 800-231-7065 PanAmSeed.com

™ denotes a trademark of and ® denotes a registered trademark of Ball Horticultural Company in the US. It may also be registered in other countries.
©2025 Ball Horticultural Company