

Hibiscus Mahogany Splendor

(*Hibiscus acetosella*)

Annuals Culture (revised 02/15/23)

Plug crop time: 2 to 3 weeks

Transplant to finish: 5 to 6 weeks

- Adds awesome colour and dramatic height to landscapes and containers.
- Deep burgundy, maple-shaped leaves with serrated edges.
- Drought and heat tolerant; combines well with other vigorous sun-loving plants in containers.
- Can be grown directly in the water as a pond plant.
- Foliage will have green/rust tones in the greenhouse but matures to burgundy in full sun outdoors.

General Information

Exposure	Bloom Season	Height	Spread	Spacing
Sun	-	36-60 in. (91-152 cm)	24-30 in. (61-76 cm)	24-36 in. (61-91 cm)

Germination

Seed Form	Recommended Plug Size	Seeds/Cell	Plug Crop Weeks	Days from 50% to maximum germination	Initial Media pH/EC (1:2)	Cover Seed
RAW	288	1	2-3	2-3	5.8-6.2 pH 0.75 mmhos/cm	Yes

Plug Production

	Stage 1	Stage 2	Stage 3	Stage 4
Moisture	Level 4	Level 3-4	Level 3-4	Level 3
Temperature	71-76°F (22-24°C)	68-73°F (20-23°C)	68-73°F (20-23°C)	65-70°F (18-21°C)
Light	Optional	1,000-2,500 f.c. (10,800-26,900 Lux)	2,500-5,000 f.c. (26,900-53,800 Lux)	2,500-5,000 f.c. (26,900-53,800 Lux)
Fertiliser		Less than 100 ppm N (Less than 0.7 EC)	100 to 175 ppm N (0.7 to 1.2 EC)	100 to 175 ppm N (0.7 to 1.2 EC)

PGR daminozide/chlormequat chloride tank mix/2,500/300 ppm/Spray

Propagation Key Tips

Light for germination is optional.

Growing on to Finish

Growing on Temperature	Target Media pH/EC (1:2)	Fertiliser	Daylength
(day) 65-70°F (18-21°C) (night) 62-67°F (17-19°C)	5.8-6.2 pH 1.2-1.5 mmhos/cm	175 to 225 ppm N (1.2 to 1.5 EC)	-

Crop Scheduling


Container Size	Plugs/Pot	Crop Time	Season	PGR
4"/4.5"/Quart/10 cm	1 (ppp)	5-6 (weeks)	Spring	daminozide/chlormequat chloride tank mix 2,500/300 ppm Spray
4"/4.5"/Quart/10 cm	1 (ppp)	5-6 (weeks)	Spring	paclobutrazol 5-10 ppm Spray
5"/6"/1 Gallon/15 cm	1 (ppp)	6-8 (weeks)	Spring	daminozide/chlormequat chloride tank mix 2,500/300 ppm Spray
5"/6"/1 Gallon/15 cm	1 (ppp)	6-8 (weeks)	Spring	paclobutrazol 5-10 ppm Spray
8"/2 Gallon/20 cm	1 (ppp)	6-8 (weeks)	Spring	daminozide/chlormequat chloride tank mix 2,500/300 ppm Spray
8"/2 Gallon/20 cm	1 (ppp)	6-8 (weeks)	Spring	paclobutrazol 5-10 ppm Spray

Finishing Key Tips


A soft pinch will promote branching. Pinch about 2 weeks after transplant, leaving 4-5 nodes. Do not pinch too hard, as it may result in an undesirable habit.

NOTE: Growers should use the information presented here as guidelines only. PanAmerican Seed recommends that growers conduct a trial of products under their own conditions. Crop times will vary depending on the climate, location, time of year, and greenhouse environmental conditions. It is the responsibility of the grower to confirm the treatment is available in their region as well as read and follow all the current label directions relating to the products. Nothing herein shall be deemed a warranty or guaranty by PanAmerican Seed of any products listed herein. PanAmerican Seed's terms and conditions of sale shall apply to all products listed herein.


Variety Pictures




Mahogany
Splendor




Mahogany
Splendor



Mahogany
Splendor




Mahogany
Splendor



Mahogany
Splendor



Mahogany
Splendor



Mahogany
Splendor



PanAmerican Seed Co.
622 Town Road, West Chicago, Illinois, USA, 60185
+1 800-231-7065 PanAmSeed.com

™ denotes a trademark of and ® denotes a registered trademark of Ball Horticultural Company in the US. It may also be registered in other countries.
©2025 Ball Horticultural Company