

## Celosia Kosmo Series

(*Celosia spicata*)

Potted Plants Culture (revised 10/14/25)

**Plug crop time:** 3 to 4 weeks

**Transplant to finish:** 9 to 11 weeks

- Genetically dwarf series for year-round pot and pack programs needs no PGRs or pinching.
- Produces a main stem at the base with many side spikes; flower heads top well-proportioned leaves.
- Short production time, long retail shelf life and excellent potted performance.

### General Information

Exposure	Bloom Season	Height	Spread	Spacing
Sun	Late Spring, Summer, Late Summer	8 in. (20 cm)	8-10 in. (20-25 cm)	8-10 in. (20-25 cm)

### Germination

Seed Form	Recommended Plug Size	Seeds/Cell	Plug Crop Weeks	Days from 50% to maximum germination	Initial Media pH/EC (1:2)	Cover Seed
COT	288	1	3-4	2-4	5.5-6.2 pH 0.7-1.2 mmhos/cm	Light cover

### Plug Production

	Stage 1	Stage 2	Stage 3	Stage 4
<b>Moisture</b>	Level 4	Level 4	Level 3-4	Level 3-4
<b>Temperature</b>	77°F (25°C)	72-77°F (22-25°C)	68-72°F (20-22°C)	68-72°F (20-22°C)
<b>Light</b>	Light	1,000-2,500 f.c. (10,800-26,900 Lux)	1,000-2,500 f.c. (10,800-26,900 Lux)	2,500-5,000 f.c. (26,900-53,800 Lux)
<b>Fertiliser</b>		Less than 100 ppm N (Less than 0.7 EC)	100 to 175 ppm N (0.7 to 1.2 EC)	100 to 175 ppm N (0.7 to 1.2 EC)

### Propagation Key Tips

Keep media constantly moist; do not allow to dry out. Celosia makes a taproot and is sensitive to root damage.

### Growing on to Finish

Growing on Temperature	Target Media pH/EC (1:2)	Fertiliser	Daylength
(day) 65-68°F (18-20°C) (night) 62-65°F (17-18°C)	5.5-6.2 pH 1.0-1.5 mmhos/cm	100 to 175 ppm N (0.7 to 1.2 EC)	Facultative Short Day

### Daylength Notation

Will flower faster and uniformly under daylength of 13 hours or shorter.

### Crop Scheduling

Container Size	Plugs/Pot	Crop Time	Season	PGR
4"/4.5"/Quart/10 cm	1 (ppp)	6-8 (weeks)	Spring	-
4"/4.5"/Quart/10 cm	1 (ppp)	5-7 (weeks)	Summer	-

## Fertiliser Notation

Celosia is susceptible to high salt levels.

## Common Problems

Insects: Aphids, Thrips, Spider Mites, Leafminers Disease: Powdery Mildew, Botrytis


## Finishing Key Tips

Keep medium constantly moist and do not allow to dry out. Does not need PGR. But if necessary, daminozide 2,000 to 2,500 ppm (2.4-3.0 g/l 85% formulation or 3.1 to 4.0 g/l 64% formulation) with 2 to 3 applications can be used. Do not treat when flower buds become visible.


NOTE: Growers should use the information presented here as guidelines only. PanAmerican Seed recommends that growers conduct a trial of products under their own conditions. Crop times will vary depending on the climate, location, time of year, and greenhouse environmental conditions. It is the responsibility of the grower to confirm the treatment is available in their region as well as read and follow all the current label directions relating to the products. Nothing herein shall be deemed a warranty or guaranty by PanAmerican Seed of any products listed herein. PanAmerican Seed's terms and conditions of sale shall apply to all products listed herein.

## Variety Pictures


---



Cherry



Orange



Purple Red



Salmon



Yellow



Mixture



PanAmerican Seed Co.  
622 Town Road, West Chicago, Illinois, USA, 60185  
+1 800-231-7065 [PanAmSeed.com](http://PanAmSeed.com)

™ denotes a trademark of and ® denotes a registered trademark of Ball Horticultural Company in the US. It may also be registered in other countries.  
©2026 Ball Horticultural Company