

Begonia Dragon Wing® F₁ Series

(*Begonia interspecific*)

Annuals Culture (revised 03/01/24)

Plug crop time: 7 to 8 weeks

Transplant to finish: 7 to 9 weeks

- Grows lush and vigorous in southern U.S. heat and under cool, stressful conditions of northern Europe and Canada.
- Unique and beautiful arching, pendulous habit is spectacular in hanging baskets, large containers and commercial landscape plantings.
- Angel-wing leaves and large blooms give Dragon Wing a dramatically different look.
- Easy to grow from pelleted seed, providing excellent branching, vigour and flower power.
- Features best-in-class, bulletproof performance, with fast fill-in and an easy-care nature.

Georgia Gold Medal Winners

General Information

Exposure	Bloom Season	Height	Spread	Spacing
Shade, Sun	Spring, Late Spring, Summer, Late Summer, Autumn	12-15 in. (30-38 cm)	15-18 in. (38-46 cm)	12-15 in. (30-38 cm)

Germination

Seed Form	Recommended Plug Size	Seeds/Cell	Plug Crop Weeks	Days from 50% to maximum germination	Initial Media pH/EC (1:2)	Cover Seed
PEL	288	1	7-8	7-10	5.4-6.0 pH 0.5 mmhos/cm	No

Plug Production

	Stage 1	Stage 2	Stage 3	Stage 4
Moisture	Level 5	Level 4-5	Level 3-4	Level 3
Temperature	72-77°F (22-25°C)	72-75°F (22-24°C)	72-75°F (22-24°C)	65-67°F (18-19°C)
Light	Light	400-2,000 f.c. (4,300-21,500 Lux)	1,000-2,500 f.c. (10,800-26,900 Lux)	2,500-5,000 f.c. (26,900-53,800 Lux)
Fertiliser		Less than 100 ppm N (Less than 0.7 EC)	100 to 175 ppm N (0.7 to 1.2 EC)	100 to 175 ppm N (0.7 to 1.2 EC)

Fertiliser Notation

Begin fertilization at 5 days out of the germination chamber, or 10 days after germination on the bench. Recommended application is 50 ppm N, 2 to 3 times per week. In Week 3, increase feed to 150 to 200 ppm N, 2 to 3 times per week.

Propagation Key Tips

Keep moisture high until the first true leaf develops.

Growing on to Finish

Growing on Temperature	Target Media pH/EC (1:2)	Fertiliser	Daylength
(day) 65-70°F (18-21°C) (night) 60-65°F (16-18°C)	5.4-6.0 pH 1.0 mmhos/cm	175 to 225 ppm N (1.2 to 1.5 EC)	Facultative Short Day

Daylength Notation

Long day will delay the flower initiation up to 3 to 4 weeks.

Crop Scheduling

Container Size	Plugs/Pot	Crop Time	Season	PGR
5"/6"/1 Gallon/15 cm	1 (ppp)	7-9 (weeks)	Late Spring	-
8"/2 Gallon/20 cm	3 (ppp)	8-10 (weeks)	Late Spring	-

Fertiliser Notation

A feed program of 200 ppm N once a week can begin as soon as the plugs have begun to root out.


Finishing Key Tips

Dragon Wing will flower faster under short day conditions. After transplant, use Bonzi 3 to 5 ppm spray for height control when needed.

TRANSPLANTING: Due to directional stem arching, it is very important to position Dragon Wing plugs properly when placing more than one plug into baskets and containers for finishing. Plugs must be placed with the growing shoot facing outward, toward the outside of the container. This directional growth remains consistent as the plant matures.

NOTE: Growers should use the information presented here as guidelines only. PanAmerican Seed recommends that growers conduct a trial of products under their own conditions. Crop times will vary depending on the climate, location, time of year, and greenhouse environmental conditions. It is the responsibility of the grower to confirm the treatment is available in their region as well as read and follow all the current label directions relating to the products. Nothing herein shall be deemed a warranty or guaranty by PanAmerican Seed of any products listed herein. PanAmerican Seed's terms and conditions of sale shall apply to all products listed herein.

Variety Pictures




Pink




Pink Bronze
Leaf



Red



Red Bronze
Leaf



White



PanAmerican Seed Co.
622 Town Road, West Chicago, Illinois, USA, 60185
+1 800-231-7065 PanAmSeed.com

™ denotes a trademark of and ® denotes a registered trademark of Ball Horticultural Company in the US. It may also be registered in other countries.
©2025 Ball Horticultural Company