

Celosia Concertina™ Series

(*Celosia cristata*)

Potted Plants Culture (revised 11/08/23)

Plug crop time: 3 to 4 weeks

Transplant to finish: 4 to 6 weeks

- Concertina is best for use as an indoor potted plant and in a sunny spot outdoors on the patio.
- This compact pot *cristata* has the widest colour range on the market.

General Information

Exposure	Bloom Season	Height	Spread	Spacing
Partial Sun, Sun	Late Spring, Summer	8-10 in. (20-25 cm)	6-8 in. (15-20 cm)	8-10 in. (20-25 cm)

Germination

Seed Form	Recommended Plug Size	Seeds/Cell	Plug Crop Weeks	Days from 50% to maximum germination	Initial Media pH/EC (1:2)	Cover Seed
COT	288	1	3-4	2-4	5.8-6.2 pH 0.7-1.2 mmhos/cm	Light cover

Plug Production

	Stage 1	Stage 2	Stage 3	Stage 4
Moisture	Level 4	Level 4	Level 3-4	Level 3-4
Temperature	68-72°F (20-22°C)	68-72°F (20-22°C)	68-72°F (20-22°C)	68-72°F (20-22°C)
Light	Light	1,500-2,500 f.c. (16,100-26,900 Lux)	1,500-2,500 f.c. (16,100-26,900 Lux)	2,500-5,000 f.c. (26,900-53,800 Lux)
Fertiliser	Less than 100 ppm N (Less than 0.7 EC)	Less than 100 ppm N (Less than 0.7 EC)	100 to 175 ppm N (0.7 to 1.2 EC)	100 to 175 ppm N (0.7 to 1.2 EC)

Propagation Key Tips

Keep media constantly moist; do not allow to dry out.

Growing on to Finish

Growing on Temperature	Target Media pH/EC (1:2)	Fertiliser	Daylength
(day) 65-72°F (18-22°C) (night) 59-65°F (15-18°C)	5.8-6.2 pH 1.0-1.5 mmhos/cm	100 to 175 ppm N (0.7 to 1.2 EC)	Facultative Short Day

Daylength Notation

Crop can be finished in long day, but finishing in short days after transplant increases uniform flowering and habit across the series.

Crop Scheduling

Container Size	Plugs/Pot	Crop Time	Season	PGR
4"/4.5"/Quart/10 cm	1 (ppp)	5-6 (weeks)	Spring	-
4"/4.5"/Quart/10 cm	1 (ppp)	4-5 (weeks)	Summer	-
4"/4.5"/Quart/10 cm	1 (ppp)	5-6 (weeks)	Autumn	-

Fertiliser Notation

Celosia is susceptible to high salt levels.

Chemical Sensitivity


In most cases, PGR is not needed. If needed, it is best to use daminozide at 5,000 ppm for height control.

Finishing Key Tips


Don't pinch the plants. Recommended pot sizes: quart, 5 in./13 cm.

NOTE: Growers should use the information presented here as guidelines only. PanAmerican Seed recommends that growers conduct a trial of products under their own conditions. Crop times will vary depending on the climate, location, time of year, and greenhouse environmental conditions. It is the responsibility of the grower to confirm the treatment is available in their region as well as read and follow all the current label directions relating to the products. Nothing herein shall be deemed a warranty or guaranty by PanAmerican Seed of any products listed herein. PanAmerican Seed's terms and conditions of sale shall apply to all products listed herein.


Variety Pictures




Pink



Purple



Red



Red Dark Leaf



Yellow



Mixture



PanAmerican Seed Co.
622 Town Road, West Chicago, Illinois, USA, 60185
+1 800-231-7065 PanAmSeed.com

™ denotes a trademark of and ® denotes a registered trademark of Ball Horticultural Company in the US. It may also be registered in other countries.
©2024 Ball Horticultural Company