

Aquilegia Swan F₁ Series

(*Aquilegia x hybrida*)

Perennials Culture (revised 01/20/21)

Plug crop time: 6 to 9 weeks

Transplant to finish: 22 to 28 weeks

- The true garden Aquilegia! Abundant large blooms in vibrant colours make this an excellent home garden cut flower.
- Early and economical to grow – can be flowered in Spring from an Autumn sowing when grown in a cool greenhouse (night temperatures lower than 60°F/16°C) with no special vernalisation treatment.
- Multi-stemmed plants are well-matched for uniform size, exceptional garden performance and large blooms.
- Easy to force into flower in containers.
- Very high bud count for more flowers per plant.

General Information

Exposure	Bloom Season	Height	Spread	Spacing
Partial Sun, Sun	Spring, Late Spring, Summer	20-24 in. (51-61 cm)	12-14 in. (30-36 cm)	12-16 in. (30-41 cm)

Germination

Seed Form	Recommended Plug Size	Seeds/Cell	Plug Crop Weeks	Days from 50% to maximum germination	Initial Media pH/EC (1:2)	Cover Seed
RAW	288	1	6-9	10-14	5.8-6.4 pH 0.75 mmhos/cm	Yes

Plug Production

	Stage 1	Stage 2	Stage 3	Stage 4
Moisture	Level 4	Level 3-4	Level 2-3	Level 2
Temperature	70-75°F (21-24°C)	65-70°F (18-21°C)	65-70°F (18-21°C)	60-65°F (16-18°C)
Light	Light	2,500 f.c. (26,900 Lux)	2,500 f.c. (26,900 Lux)	5,000 f.c. (53,800 Lux)
Fertiliser	Less than 100 ppm N (Less than 0.7 EC)	Less than 100 ppm N (Less than 0.7 EC)	100 to 175 ppm N (0.7 to 1.2 EC)	100 to 175 ppm N (0.7 to 1.2 EC)

Vernalisation

Yes - but vernalization temperature can go as high as 55°F (13°C) nights and 60°F (15°C) days; duration of 4 weeks at 41°F (5°C) or 6 weeks at 55°F (13°C); start cool treatment after 12 to 15-leaf stage

Juvenility

Start cool treatment after 12 to 15-leaf stage

Growing on to Finish

Growing on Temperature	Target Media pH/EC (1:2)	Fertiliser	Daylength
(day) 60-68°F (16-20°C) (night) 55-64°F (13-18°C)	5.8-6.2 pH 1.0-1.5 mmhos/cm	175 to 225 ppm N (1.2 to 1.5 EC)	Day Neutral

Daylength Notation

Aquilegia is a day-neutral plant after vernalization. Long days of 14 hours or longer could stimulate stem elongation and slightly hasten flowering after the vernalization period.

Crop Scheduling

Crop Type	Container Size	Plugs/Pot	Crop Time	Season	PGR
Annual	5"/6"/1 Gallon/15 cm	1 (ppp)	22-28 (weeks)	Spring	daminozide/ancymidol tank mix 2,500/10 ppm Spray
Overwinter	5"/6"/1 Gallon/15 cm	1 (ppp)	32-38 (weeks)	Autumn	daminozide/ancymidol tank mix 2,500/10 ppm Spray

Common Problems

Monitor for Powdery Mildew, Sclerotinia, Aphids, Leaf Miner, Sciara and Spider Mites.

Bulking Strategy


Vernalization temperature can go as high as 55°F (13°C) at night and 60°F (15°C) at day; duration of 4 weeks at 41°F (5°C) or 6 weeks at 55°F (13°C); start cool treatment after 12 to 15-leaf stage.

Finishing Key Tips


Requires night temperatures below 55°F (13°C) to initiate flower buds.

NOTE: Growers should use the information presented here as guidelines only. PanAmerican Seed recommends that growers conduct a trial of products under their own conditions. Crop times will vary depending on the climate, location, time of year, and greenhouse environmental conditions. It is the responsibility of the grower to confirm the treatment is available in their region as well as read and follow all the current label directions relating to the products. Nothing herein shall be deemed a warranty or guaranty by PanAmerican Seed of any products listed herein. PanAmerican Seed's terms and conditions of sale shall apply to all products listed herein.

Variety Pictures




Blue And White




Burgundy And White




Lavender



Pink And Yellow




Red And White



Violet And White



White



Yellow



Mixture



PanAmerican Seed Co.
622 Town Road, West Chicago, Illinois, USA, 60185
+1 800-231-7065 PanAmSeed.com

™ denotes a trademark of and ® denotes a registered trademark of Ball Horticultural Company in the US. It may also be registered in other countries.
©2024 Ball Horticultural Company