

Celosia Neo™ Series

(*Celosia cristata*)

Cut Flowers Culture (revised 11/08/23)

With Neo, you can ship out better-quality *C. cristata* and give florists a product that's easier to arrange and easier to sell. Less long-day sensitive, making it easier to produce over a longer period during the year for most growers. Features unique colours and a much better leaf habit. Easier to work with for bouquets or flower arrangements due to its smaller leaves.

General Information

Cultivation Type	Usage	Stem Length	Timing Group
Greenhouse, Tunnel	Secondary	28-40 in. (71-102 cm)	N/A

Germination

Seed Form	Recommended Plug Size	Seeds/Cell	Plug Crop Weeks	Days from 50% to maximum germination	Initial Media pH/EC (1:2)	Cover Seed
PEL	288	1	2-3	3-4	5.8-6.2 pH 0.75 mmhos/cm	Light cover

Plug Production

	Stage 1	Stage 2	Stage 3	Stage 4
Moisture	Level 4	Level 4	Level 3-4	Level 3-4
Temperature	68-72°F (20-22°C)	68-72°F (20-22°C)	68-72°F (20-22°C)	68-72°F (20-22°C)
Light	Light	1,000-2,500 f.c. (10,800-26,900 Lux)	1,000-2,500 f.c. (10,800-26,900 Lux)	2,500-5,000 f.c. (26,900-53,800 Lux)
Fertiliser	Less than 100 ppm N (Less than 0.7 EC)	Less than 100 ppm N (Less than 0.7 EC)	100 to 175 ppm N (0.7 to 1.2 EC)	100 to 175 ppm N (0.7 to 1.2 EC)

Propagation Key Tips

Quantitative short-day plant. Flowers will initiate under short days. Celosia makes a taproot and is sensitive to root damage, which will result in early bud formation, deformed flowers and less uniformity. Therefore, plant before the plugs get rootbound. Maintain a constantly moist media, especially for the first 2 weeks after transplanting to prevent premature flowering.

Growing on to Finish

Target Media pH/EC (1:2)	Fertiliser	Daylength
5.8-6.5 pH 0.75 mmhos/cm	100 to 175 ppm N (0.7 to 1.2 EC)	Facultative Short Day

Daylength Notation

Facultative short-day plant. Flowers will initiate faster under short days.

Crop Scheduling

Cultivation Type	Support	Temperature	Density	Crop Time
Tunnel	Required	16-24°C/60-75°F (day) 15-18°C/59-65°F (night)	6-8 plants/ft² (65-86 plants/m²)	6-10 weeks
Greenhouse	Required	16-18°C/60-65°F (day) 16°C/60°F (night)	6-8 plants/ft² (65-86 plants/m²)	8-12 weeks

Fertiliser Notation

Celosia is susceptible to salt and high EC.

Chemical Sensitivity

PGRs are generally not recommended. Celosia is responsive to B-Nine/Alar (daminozide) 2,000 ppm (2.5 g/l 85% formulation or 3.0 g/l of 64% formulation).

Common Problems

Celosia cristata is very sensitive to Thrips. Zero tolerance is strongly recommended. Start spray program as soon as possible after planting. Other insects: Aphids, Spider Mites, Leaf Miners Diseases: Powdery Mildew, Fusarium, Botrytis; it's recommended to treat preventively against Botrytis one week after planting.

Finishing Key Tips

We recommend to give the plants a short-day treatment for 3 to 4 weeks after transplant for the best uniformity and quality crop. After the short-day treatment, plants can be grown in long days. Celosia makes a taproot and is sensitive to root damage, which will result in early bud formation, deformed flowers and less uniformity. Therefore, plant before the plugs get rootbound. Maintain a constantly moist media, especially for the first 2 weeks after transplanting, to prevent premature flowering. Before flower development, temperatures 65-75°F (day) 63-65°F (night) are recommended. Better flower quality is achieved if greenhouse temperatures are lowered as flowers develop. Not recommended for pinch.

Harvest

Harvest stems as crest is almost completely full.

Post Harvest


Strip 50-75% foliage. Use distilled water; no need for hydration or holding solutions. Avoid cold storage if possible.

Vase Life


7-14 days

NOTE: Growers should use the information presented here as guidelines only. PanAmerican Seed recommends that growers conduct a trial of products under their own conditions. Crop times will vary depending on the climate, location, time of year, and greenhouse environmental conditions. It is the responsibility of the grower to confirm the treatment is available in their region as well as read and follow all the current label directions relating to the products. Nothing herein shall be deemed a warranty or guaranty by PanAmerican Seed of any products listed herein. PanAmerican Seed's terms and conditions of sale shall apply to all products listed herein.

Variety Pictures




Gold Improved




Green



Orange



Pink



Red Improved



Rose



PanAmerican Seed Co.
622 Town Road, West Chicago, Illinois, USA, 60185
+1 800-231-7065 PanAmSeed.com

™ denotes a trademark of and ® denotes a registered trademark of Ball Horticultural Company in the US. It may also be registered in other countries.
©2024 Ball Horticultural Company