

Zinnia Double Zahara™ Series

(*Zinnia marylandica*)

Annuals Culture (revised 02/20/18)

Plug crop time: 3 weeks

Transplant to finish: Spring 8 to 9 weeks, Summer 5 to 6 weeks

- The only fully double, disease-resistant zinnia series makes a huge colour show!
- Unlike Double Zahara, the competition has smaller, semi-double flowers.
- Award-winning, all-season performance and durability in landscapes and containers, especially in sunny, hot and dry conditions.
- Intermediate size is perfect for mid-level plantings in the landscape. Works well in containers, too.

General Information

Exposure	Bloom Season	Height	Spread	Spacing
Sun	Spring, Late Spring, Summer, Late Summer, Autumn	16-20 in. (41-51 cm)	16-20 in. (41-51 cm)	8-10 in. (20-25 cm)

Germination

Seed Form	Recommended Plug Size	Seeds/Cell	Plug Crop Weeks	Days to Germinate	Initial Media pH/EC	Cover Seed
COT, RAW	288	1	3	2-3	5.8-6.2 pH 0.75 mmhos/cm	Yes

Plug Production

	Stage 1	Stage 2	Stage 3	Stage 4
Moisture	Level 4	Level 3-4	Level 3-4	Level 3
Temperature	68-73°F (20-23°C)	68-76°F (20-24°C)	68-76°F (20-24°C)	65-70°F (18-21°C)
Light	Optional	1,000-2,500 f.c. (10,800-26,900 Lux)	1,000-2,500 f.c. (10,800-26,900 Lux)	2,500-5,000 f.c. (26,900-53,800 Lux)
Fertilizer	Less than 100 ppm N - Less than 0.7 EC		100 to 175 ppm N - 0.7 to 1.2 EC	100 to 175 ppm N - 0.7 to 1.2 EC
PGR	daminozide/1,250-2,500 ppm/Spray			

Propagation Key Tips

Avoid excessive moisture on plants and flowers. Monitor for Botrytis.

Growing on to Finish

Growing on Temperature	Target Media pH/EC	Fertilizer	Daylength
(day) 65-70°F (18-21°C) (night) 59-64°F (15-18°C)	5.5-6.0 pH 1.2-1.5 mmhos/cm	175 to 225 ppm N - 1.2 to 1.5 EC	Facultative Short Day

Crop Scheduling

Container Size	Plugs/Pot	Crop Time	Season	PGR
4"/4.5"/Quart	1 (ppp)	8-9 (weeks)	Spring	daminozide 3,500-5,000 ppm Spray
5"/6"/1 Gallon	3 (ppp)	8-9 (weeks)	Spring	daminozide 3,500-5,000 ppm Spray
4"/4.5"/Quart	1 (ppp)	5-6 (weeks)	Summer	daminozide 3,500-5,000 ppm Spray
5"/6"/1 Gallon	3 (ppp)	5-6 (weeks)	Summer	daminozide 3,500-5,000 ppm Spray

Fertilizer Notation

Avoid fertilizer/nutritional stress during production as this can cause the flowers to be less double.

Common Problems

Insects: Monitor for Aphids early in production and Thrips during flowering. Disease: Avoid high humidity and condensation in the greenhouse, as these conditions are favorable for Botrytis and Powdery Mildew incidence.

Finishing Key Tips


Flowers will be more double, with more intense colour, when grown under high light levels. Avoid excessive moisture on plants and flowers. Monitor for Botrytis.

NOTE: Growers should use the information presented here as guidelines only. PanAmerican Seed recommends that growers conduct a trial of products under their own conditions. Crop times will vary depending on the climate, location, time of year, and greenhouse environmental conditions. It is the responsibility of the grower to confirm the treatment is available in their region as well as read and follow all the current label directions relating to the products. Nothing herein shall be deemed a warranty or guaranty by PanAmerican Seed of any products listed herein. PanAmerican Seed's terms and conditions of sale shall apply to all products listed herein.

Variety Pictures



Bright Orange




Cherry




Fire




Raspberry
Ripple



Salmon



White



Yellow
Improved



Brilliant Mixture



Mixture

PanAmericanSeed™

PanAmerican Seed Co.
622 Town Road, West Chicago, Illinois, USA, 60185-2698
630 231-1400 Fax: 630 231-3609 PanAmSeed.com

™ denotes a trademark of and ® denotes a registered trademark of Ball Horticultural Company in the US. It may also be registered in other countries.
©2019 Ball Horticultural Company