

Viola Quicktime™ F₁ Series

(Viola cornuta)

Annuals Culture (revised 10/31/23)

Shorter production time = cost savings

Flowering 2 weeks faster than comparable series, Quicktime allows you to sow your viola crop 2 weeks later and still ship on time in Spring. With reduced labour and less heat needed in the greenhouse, the cost savings are quick to add up!

Plug crop time: 4.5 to 5 weeks

Transplant to finish: Spring 5 to 6 weeks, Autumn 3 to 4 weeks

- Early-blooming, free-flowering plants provide bright colour in early Spring and Autumn gardens.
- Reduced daylength sensitivity and free-flowering selection criteria make Quicktime viola the best option for saving growing time in cold-grown, overwinter-produced viola crops.
- Compact plants are covered in 1 to 1.5-in./3 to 4-cm blooms.
- A well-branched, full-bodied plant that fills out the pot or pack.
- Features "Hyperflora" flowering power, so it has multiple blooms at first flower and continues with fast secondary and tertiary flowering.

General Information

Exposure	Bloom Season	Height	Spread	Spacing
Partial Sun, Sun	Early Spring, Spring, Late Spring, Summer, Late Summer, Autumn, Winter	6-8 in. (15-20 cm)	6-8 in. (15-20 cm)	6 in. (15 cm)

Germination

Seed Form	Recommended Plug Size	Seeds/Cell	Plug Crop Weeks	Days from 50% to maximum germination	Initial Media pH/EC (1:2)	Cover Seed
PRM	288	1	5	3-4	5.5-5.8 pH 0.75 mmhos/cm	Yes

Plug Production

	Stage 1	Stage 2	Stage 3	Stage 4
Moisture	Level 4	Level 3-4	Level 3-4	Level 2-4
Temperature	65-70°F (18-21°C)	60-70°F (16-21°C)	60-65°F (16-18°C)	55-60°F (13-16°C)
Light	Optional	2,500 f.c. (26,900 Lux)	2,500 f.c. (26,900 Lux)	5,000 f.c. (53,800 Lux)
Fertiliser		Less than 100 ppm N (Less than 0.7 EC)	100 to 175 ppm N (0.7 to 1.2 EC)	100 to 175 ppm N (0.7 to 1.2 EC)
PGR			ancymidol/5-10 ppm/Spray daminozide/1,500-2,500 ppm/Spray	ancymidol/5-10 ppm/Spray daminozide/1,500-2,500 ppm/Spray

Propagation Key Tips

Adjust PGR rates and frequency of application depending on local conditions in Stages 3 and 4.

Growing on to Finish

Growing on Temperature	Target Media pH/EC (1:2)	Fertiliser	Daylength
(day) 60°F (16°C) (night) 50-55°F (10-13°C)		100 to 175 ppm N (0.7 to 1.2 EC)	Facultative Long Day

Crop Scheduling


Container Size	Plugs/Pot	Crop Time	Season	PGR
Cell Pack	1 (ppp)	5-6 (weeks)	Early Spring	daminozide 1,500-2,500 ppm Spray
4"/4.5"/Quart/10 cm	1 (ppp)	5-6 (weeks)	Early Spring	daminozide 1,500-2,500 ppm Spray
5"/6"/1 Gallon/15 cm	3 (ppp)	5-6 (weeks)	Early Spring	daminozide 1,500-2,500 ppm Spray

Finishing Key Tips


Under northern overwinter growing culture, where night temperatures are just above freezing (frost protection), Quicktime varieties will be up to 2 weeks faster to finish in production than Sorbet XP.

NOTE: Growers should use the information presented here as guidelines only. PanAmerican Seed recommends that growers conduct a trial of products under their own conditions. Crop times will vary depending on the climate, location, time of year, and greenhouse environmental conditions. It is the responsibility of the grower to confirm the treatment is available in their region as well as read and follow all the current label directions relating to the products. Nothing herein shall be deemed a warranty or guaranty by PanAmerican Seed of any products listed herein. PanAmerican Seed's terms and conditions of sale shall apply to all products listed herein.


Variety Pictures




Blue




Blue Purple
Jump Up




Lemon Jump
Up



Mickey




White Blotch



Yellow Blotch



Yellow Blue
Jump Up



Yellow Violet
Jump Up



PanAmerican Seed Co.
622 Town Road, West Chicago, Illinois, USA, 60185
+1 800-231-7065 PanAmSeed.com

™ denotes a trademark of and ® denotes a registered trademark of Ball Horticultural Company in the US. It may also be registered in other countries.
©2024 Ball Horticultural Company