

Vinca Tattoo™ Series

(*Catharanthus roseus*)

Annuals Culture (revised 01/14/21)

Make your mark on vinca sales!

The art of plants comes alive on every Tattoo bloom – each petal looks like it is inked or airbrushed with soft brush strokes of dark purple. Adding these novelties to your lineup shows that you have your finger on the pulse of what today's gardener really wants: bold, fun, head-turning. Tattoo...without a doubt, the most unique vinca on the market today!

Plug crop time: 5 weeks

Transplant to finish: 5 to 6 weeks

- Very floriferous and well-branched plants display one-of-a-kind flowers.
- Tight flowering window with an easy-to-grow, uniform, upright habit across all colours.
- Outstanding in hot and sunny conditions.

NOTE: Tattoo blooms display the best colour contrast under warm conditions with moderate light; colours lighten with increased temperatures and light. Grown under cooler conditions and lower light, colours appear darker overall with less contrast and more purple colouration being expressed.

General Information

| Exposure | Bloom Season | Height | Spread | Spacing |
|----------|----------------------------------|-------------------------|-----------------------|------------------|
| Sun | Late Spring, Summer, Late Summer | 10-14 in. (25-36 cm) | 6-8 in. (15-20 cm) | 6 in. (15 cm) |

Germination

| Seed Form | Recommended Plug Size | Seeds/Cell | Plug Crop Weeks | Days from 50% to maximum germination | Initial Media pH/EC (1:2) | Cover Seed |
|-----------|-----------------------|------------|-----------------|--------------------------------------|-----------------------------|------------|
| RAW | 288 | 1 | 5 | 3-5 | 5.8-6.0 pH 0.75 mmhos/cm | Yes |

Plug Production

| | Stage 1 | Stage 2 | Stage 3 | Stage 4 |
|--------------------|----------------------|---|---|---|
| Moisture | Level 4 | Level 3-4 | Level 2-4 | Level 2-4 |
| Temperature | 75-78°F (24-26°C) | 70-72°F (21-22°C) | 70-72°F (21-22°C) | 70-72°F (21-22°C) |
| Light | Optional | 2,500 f.c. (26,900 Lux) | 2,500 f.c. (26,900 Lux) | 5,000 f.c. (53,800 Lux) |
| Fertilizer | | Less than 100 ppm N (Less than 0.7 EC) | Less than 100 ppm N (Less than 0.7 EC) | Less than 100 ppm N (Less than 0.7 EC) |
| PGR | | | ancymidol/2-5 ppm/Spray | ancymidol/2-5 ppm/Spray |

Propagation Key Tips

Bottom heat during production can increase yield potential and decrease crop time. At Stage 3 and Stage 4, preventive fungicide applications are recommended for Thielaviopsis, Pythium, Phytophthora and Rhizoctonia. Growth Regulator information is provided for reference and does not apply to all growing condition/locations. Review your crop prior to use.

Growing on to Finish

| Growing on Temperature | Target Media pH/EC (1:2) | Fertilizer | Daylength |
|--|--------------------------------|-------------------------------------|-------------|
| (day) 75°F (24°C) (night) 65-68°F (18-20°C) | 5.5-6.0 pH 1.5-2.0 mmhos/cm | 225 to 300 ppm N (1.5 to 2.0 EC) | Day Neutral |

Crop Scheduling

| Container Size | Plugs/Pot | Crop Time | Season | PGR |
|----------------------|-----------|-------------|--------|----------------------------|
| Cell Pack | 1 (ppp) | 5-6 (weeks) | Spring | daminozide 2,500 ppm Spray |
| 4"/4.5"/Quart/10 cm | 1 (ppp) | 6-7 (weeks) | Spring | daminozide 2,500 ppm Spray |
| 5"/6"/1 Gallon/15 cm | 1-3 (ppp) | 6-8 (weeks) | Spring | daminozide 2,500 ppm Spray |

Fertilizer Notation

Starting 1 week after transplant, applying fertilizer at rate 4 (225 to 300 ppm N/1.5 to 2.0 mS/cm) once a week using predominately a nitrate-form fertilizer with low phosphorus and high potassium. Maintain the media EC at 1.5 to 2.0 mS/cm and pH at 5.8. For a constant fertilizer program, fertilizer can be applied at rate 3 (175 to 225 ppm N/1.2 to 1.5 mS/cm) while maintaining the above-recommended EC and pH ranges.

Chemical Sensitivity

Phytotoxicity has been reported on *Catharanthus roseus* with Bonzi, Sumagic and Topflor.

Common Problems


Insect: Spider mites, thrips, aphids and mealy bugs Disease: Rhizoctonia, Botrytis, Phytophthora, Rhizopus, Pythium, Thielaviopsis, Alternaria, Ulocladium and Tomato Spotted Wilt Virus

Finishing Key Tips

Drench with a fungicide at transplant. Keep light as high as possible ($DLI = 12 \text{ moles}\cdot\text{m}^{-2}\cdot\text{d}^{-1}$) while maintaining optimal production temperatures. Maintain even moisture and avoid excessive media and foliage wetness, as these conditions are favourable for disease incidence. The Tattoo series displays the best colour contrast under warm conditions with higher light levels. When grown under cooler conditions and lower light levels, the colours will appear to be darker overall with less contrast; colours will brighten with increases in temperature and light. Daminozide and ancymidol can be used for height control if needed.

NOTE: Growers should use the information presented here as guidelines only. PanAmerican Seed recommends that growers conduct a trial of products under their own conditions. Crop times will vary depending on the climate, location, time of year, and greenhouse environmental conditions. It is the responsibility of the grower to confirm the treatment is available in their region as well as read and follow all the current label directions relating to the products. Nothing herein shall be deemed a warranty or guaranty by PanAmerican Seed of any products listed herein. PanAmerican Seed's terms and conditions of sale shall apply to all products listed herein.


Variety Pictures




Black Cherry




Blueberry



Papaya



Raspberry



Tangerine



American Pie Mixture

PanAmericanSeed™

PanAmerican Seed Co.
622 Town Road, West Chicago, Illinois, USA, 60185-2698
630 231-1400 Fax: 630 231-3609 PanAmSeed.com

™ denotes a trademark of and © denotes a registered trademark of Ball Horticultural Company in the US. It may also be registered in other countries.
©2021 Ball Horticultural Company