

## Stock Vintage Series

(*Matthiola incana*)

Annuals Culture (revised 02/15/18)

**Plug crop time:** 4 weeks

**Transplant to finish:** 7 to 8 weeks

- Dwarf series blooms up to 1 week faster, with better branching than comparable varieties.
- Non-selectable Vintage produces over 55% double flowers.
- Sturdy, well-branched plants are excellent outdoor performers.
- Prefers cool growing conditions; no vernalisation needed.

### General Information

Exposure	Bloom Season	Height	Spread	Spacing
Sun	-	15-20 in. (38-51 cm)	12-14 in. (30-36 cm)	12-16 in. (30-41 cm)

### Germination

Seed Form	Recommended Plug Size	Seeds/Cell	Plug Crop Weeks	Days to Germinate	Initial Media pH/EC	Cover Seed
RAW	288	1	4	3-5	5.8-6.2 pH 0.75 mmhos/cm	Yes

### Plug Production

	Stage 1	Stage 2	Stage 3	Stage 4
<b>Moisture</b>	Level 4	Level 3-4	Level 3-4	Level 3
<b>Temperature</b>	68-72°F (20-22°C)	65-68°F (18-20°C)	60-65°F (16-18°C)	55-60°F (13-16°C)
<b>Light</b>	Optional	1,000-2,500 f.c. (10,800-26,900 Lux)	1,000-2,500 f.c. (10,800-26,900 Lux)	2,500-5,000 f.c. (26,900-53,800 Lux)
<b>Fertilizer</b>	Less than 100 ppm N - Less than 0.7 EC		100 to 175 ppm N - 0.7 to 1.2 EC	100 to 175 ppm N - 0.7 to 1.2 EC

### Growing on to Finish

Growing on Temperature	Target Media pH/EC	Fertilizer	Daylength
(day) 60-70°F (16-21°C) (night) 50-55°F (10-13°C)	5.8-6.2 pH 1.5-2.0 mmhos/cm	175 to 225 ppm N - 1.2 to 1.5 EC	Day Neutral

### Crop Scheduling

Container Size	Plugs/Pot	Crop Time	Season	PGR
Cell Pack	1 (ppp)	7-8 (weeks)	Spring	daminozide 2,500 ppm Spray
4"/4.5"/Quart	1 (ppp)	8-9 (weeks)	Spring	daminozide 2,500 ppm Spray

### Fertilizer Notation

One week after transplant, begin a constant feed program with 150 ppm N. Maintain EC of 1.5 and pH of 5.8 to 6.2 from transplant to finish. Leach crop with clear water occasionally to prevent salt accumulation. Note: A constant feed program is better than weekly, as it will help prevent any lower leaf chlorosis as crop comes into flower.

### Common Problems

Incorporate a fungicide preventative program to control Downy Mildew.


NOTE: Growers should use the information presented here as guidelines only. PanAmerican Seed recommends that growers conduct a trial of products under their own conditions. Crop times will vary depending on the climate, location, time of year, and greenhouse environmental conditions. It is the responsibility of the grower to confirm the treatment is available in their region as well as read and follow all the current label directions relating to the products. Nothing herein shall be deemed a warranty or guaranty by PanAmerican Seed of any products listed herein. PanAmerican Seed's terms and conditions of sale shall apply to all products listed herein.

## Variety Pictures


---




Burgundy



Copper



Lavender




Peach




Red




Rose



White



Yellow



Mixture

PanAmericanSeed™

PanAmerican Seed Co.  
622 Town Road, West Chicago, Illinois, USA, 60185-2698  
630 231-1400 Fax: 630 231-3609 [PanAmSeed.com](http://PanAmSeed.com)

™ denotes a trademark of and ® denotes a registered trademark of Ball Horticultural Company in the US. It may also be registered in other countries.  
©2019 Ball Horticultural Company