

Portulaca Happy Trails™ F₁ Series

(*Portulaca grandiflora*)

Annuals Culture (revised 01/12/21)

Plug crop time: 4 to 5 weeks

Transplant to finish: 6 weeks

- Trailing portulaca series has the shortest photoperiod on the market today – 10 hours.
- Sow up to 2 weeks earlier than any other trailing portulaca to meet market demands.
- Most vivid colour assortment available, including intense Deep Red and unique Rosita.
- Delivers brilliant colours and fantastic spread in the garden.

General Information

Exposure	Bloom Season	Height	Spread	Spacing
Sun	Summer, Late Summer, Autumn	6-9 in. (15-23 cm)	14-18 in. (36-46 cm)	18 in. (46 cm)

Germination

Seed Form	Recommended Plug Size	Seeds/Cell	Plug Crop Weeks	Days from 50% to maximum germination	Initial Media pH/EC (1:2)	Cover Seed
MPL, RAW	288	1 4-6	4-5	2-3	5.5-6.2 pH 0.75 mmhos/cm	No

Plug Production

	Stage 1	Stage 2	Stage 3	Stage 4
Moisture	Level 4	Level 3	Level 2-4	Level 2-4
Temperature	71-79°F (22-26°C)	71-73°F (22-23°C)	68-73°F (20-23°C)	65-67°F (18-19°C)
Light	Light	2,500 f.c. (26,900 Lux)	2,500 f.c. (26,900 Lux)	5,000 f.c. (53,800 Lux)
Fertilizer		Less than 100 ppm N (Less than 0.7 EC)	100 to 175 ppm N (0.7 to 1.2 EC)	100 to 175 ppm N (0.7 to 1.2 EC)

Propagation Key Tips

To prevent plants from rosetting, sow seeds when the natural daylength is longer than 10 hours. If sowing earlier than suggested, provide long day conditions (daylength extension to 12 to 13 hours) during all phases of production until critical natural daylength is achieved.

Growing on to Finish

Growing on Temperature	Target Media pH/EC (1:2)	Fertilizer	Daylength
(day) 68-76°F (20-24°C) (night) 65-67°F (18-19°C)	5.5-6.2 pH 1.5-2.0 mmhos/cm	100 to 175 ppm N (0.7 to 1.2 EC)	Day Neutral

Daylength Notation

If transplanting plugs when daylength is shorter than 10 hours, provide long day conditions.

Crop Scheduling

Container Size	Plugs/Pot	Crop Time	Season	PGR
Cell Pack	36 (ppp)	5 (weeks)	Spring	-
4"/4.5"/Quart/10 cm	1 (ppp)	5-6 (weeks)	Spring	-

Fertilizer Notation

Fertilize every other irrigation with 15-0-15 alternating with 20-10-20 at 150 to 200 ppm N.

Common Problems


Insects: Spider Mites, Thrips Diseases: Rhizoctonia, Pythium

Finishing Key Tips


PGRs are generally not needed unless grown under very warm conditions. Height can be controlled by allowing the soil to dry thoroughly between watering. Plants can be allowed to wilt slightly after the roots reach the side of the container. Height can also be controlled by withholding fertilizer, especially phosphorus and ammonium-based nitrogen.

NOTE: Growers should use the information presented here as guidelines only. PanAmerican Seed recommends that growers conduct a trial of products under their own conditions. Crop times will vary depending on the climate, location, time of year, and greenhouse environmental conditions. It is the responsibility of the grower to confirm the treatment is available in their region as well as read and follow all the current label directions relating to the products. Nothing herein shall be deemed a warranty or guaranty by PanAmerican Seed of any products listed herein. PanAmerican Seed's terms and conditions of sale shall apply to all products listed herein.


Variety Pictures



Deep Red




Fuchsia




Orange



Peppermint




Pink



Rosita



White



Yellow



Mixture

PanAmericanSeed™

PanAmerican Seed Co.
622 Town Road, West Chicago, Illinois, USA, 60185-2698
630 231-1400 Fax: 630 231-3609 PanAmSeed.com

™ denotes a trademark of and © denotes a registered trademark of Ball Horticultural Company in the US. It may also be registered in other countries.
©2021 Ball Horticultural Company