

Portulaca Happy Hour™ F₁ Series

(*Portulaca grandiflora*)

Annuals Culture (revised 02/22/19)

Plug crop time: 4 to 5 weeks

Transplant to finish: 5 weeks

- Sow up to 2 weeks earlier than competing bush-type varieties, as Happy Hour is bred to bloom under shorter days than other portulacas – 10.5 hours.
- Tidy, mounded plants are easier to pack and ship, with less breakage than prostrate types.
- Well-branched plants flower uniformly across the series.
- Extra-appealing at retail, with fuller habit and large, double blooms in vivid colours.

General Information

Exposure	Bloom Season	Height	Spread	Spacing
Sun	Late Spring, Summer	8-10 in. (20-25 cm)	10-12 in. (25-30 cm)	10-14 in. (25-36 cm)

Germination

Seed Form	Recommended Plug Size	Seeds/Cell	Plug Crop Weeks	Days to Germinate	Initial Media pH/EC	Cover Seed
MPL, RAW	288	1 4-6	4-5	2-3	5.5-6.2 pH 0.75 mmhos/cm	No

Plug Production

	Stage 1	Stage 2	Stage 3	Stage 4
Moisture	Level 4	Level 3	Level 2-4	Level 2-4
Temperature	71-79°F (22-26°C)	71-73°F (22-23°C)	68-73°F (20-23°C)	65-67°F (18-19°C)
Light	Light	2,500 f.c. (26,900 Lux)	2,500 f.c. (26,900 Lux)	5,000 f.c. (53,800 Lux)
Fertilizer	Less than 100 ppm N - Less than 0.7 EC	Less than 100 ppm N - Less than 0.7 EC	100 to 175 ppm N - 0.7 to 1.2 EC	100 to 175 ppm N - 0.7 to 1.2 EC

Propagation Key Tips

To prevent plants from rosetting, sow seeds when the natural daylength is longer than 10 hours and 30 minutes. If sowing earlier than suggested, provide long day conditions (daylength extension to 12 to 13 hours) during all phases of production until critical natural daylength is achieved.

Growing on to Finish

Growing on Temperature	Target Media pH/EC	Fertilizer	Daylength
(day) 68-76°F (20-24°C) (night) 65-67°F (18-19°C)	5.5-6.2 pH 1.5-2.0 mmhos/cm	100 to 175 ppm N - 0.7 to 1.2 EC	Day Neutral

Daylength Notation

If transplanting plugs when daylength is shorter than 10 hours and 30 minutes, provide long day conditions.

Crop Scheduling

Container Size	Plugs/Pot	Crop Time	Season	PGR
Cell Pack	36 (ppp)	5 (weeks)	Spring	-
4"/4.5"/Quart	1 (ppp)	5-6 (weeks)	Spring	-

Fertilizer Notation

Fertilize every other irrigation with 15-0-15 alternating with 20-10-20 at 150 to 200 ppm N.

Common Problems

Insects: Spider Mites, Thrips Diseases: Rhizoctonia, Pythium

Finishing Key Tips

PGRs are generally not needed unless grown under very warm conditions. Height can be controlled by allowing the soil to dry thoroughly between watering. Plants can be allowed to wilt slightly after the roots reach the side of the container. Height can also be controlled by withholding fertilizer, especially phosphorus and ammonium-based nitrogen.

NOTE: Growers should use the information presented here as guidelines only. PanAmerican Seed recommends that growers conduct a trial of products under their own conditions. Crop times will vary depending on the climate, location, time of year, and greenhouse environmental conditions. It is the responsibility of the grower to confirm the treatment is available in their region as well as read and follow all the current label directions relating to the products. Nothing herein shall be deemed a warranty or guaranty by PanAmerican Seed of any products listed herein. PanAmerican Seed's terms and conditions of sale shall apply to all products listed herein.


Variety Pictures




Banana



Coconut




Deep Red



Fuchsia




Lemon



Orange



Peppermint



Rosita



Mixture



Pink Passion
Mixture



Tropical
Mixture

PanAmericanSeed™

PanAmerican Seed Co.
622 Town Road, West Chicago, Illinois, USA, 60185-2698
630 231-1400 Fax: 630 231-3609 PanAmSeed.com

™ denotes a trademark of and ® denotes a registered trademark of Ball Horticultural Company in the US. It may also be registered in other countries.
©2019 Ball Horticultural Company