

## Petunia Pretty Grand™ F<sub>1</sub> Series

(*Petunia x hybrida*)

Annuals Culture (revised 01/14/21)

The Pretty collection needs fewer to no PGRs and is suitable for cold growing. Naturally better branching with shorter internodes keeps plants manageable longer. The controlled habit assures tidier baskets than traditional petunias – plants hold together and don't lodge later in the season like standard petunias can. Better branching and flowers above the foliage minimize *Botrytis* risk. Offers a tight bloom window and longer performance in beds and landscapes.

**Plug crop time:** 4 to 5 weeks

**Transplant to finish:** 5 to 7 weeks

Available in North America only.

### General Information

Exposure	Bloom Season	Height	Spread	Spacing
Sun	Early Spring, Spring, Late Spring, Summer, Late Summer	6-10 in. (15-25 cm)	8-12 in. (20-30 cm)	6-8 in. (15-20 cm)

### Germination

Seed Form	Recommended Plug Size	Seeds/Cell	Plug Crop Weeks	Days to Germinate	Initial Media pH/EC (1:2)	Cover Seed
PEL, RAW	288	1	4-5	3-5	5.5-5.8 pH 0.75-1.0 mmhos/cm	No

### Plug Production

	Stage 1	Stage 2	Stage 3	Stage 4
<b>Moisture</b>	Level 4-5	Level 3-4	Level 2-4	Level 2-4
<b>Temperature</b>	72-76°F (22-24°C)	68-75°F (20-24°C)	65-70°F (18-21°C)	62-65°F (17-18°C)
<b>Light</b>	Light	1,000-2,500 f.c. (10,800-26,900 Lux)	2,500-4,000 f.c. (26,900-43,100 Lux)	2,500-5,000 f.c. (26,900-53,800 Lux)
<b>Fertilizer</b>		Less than 100 ppm N (Less than 0.7 EC)	100 to 175 ppm N (0.7 to 1.2 EC)	100 to 175 ppm N (0.7 to 1.2 EC)
<b>PGR</b>			daminozide/2,500-5,000 ppm/Spray	daminozide/2,500-5,000 ppm/Spray

### Propagation Key Tips

Genetically compact petunia needs less to no PGR after transplant.

### Growing on to Finish

Growing on Temperature	Target Media pH/EC (1:2)	Fertilizer	Daylength
(day) 62-70°F (17-21°C) (night) 55-65°F (13-18°C)	5.5-6.2 pH 1.2-1.5 mmhos/cm	100 to 175 ppm N (0.7 to 1.2 EC)	Facultative Long Day

### Daylength Notation

Similar to Dreams petunia, all Pretty Grand varieties can flower successfully at 10-hour daylengths.

## Crop Scheduling

Container Size	Plugs/Pot	Crop Time	Season	PGR
Cell Pack	1 (ppp)	5-6 (weeks)	Spring	daminozide 2,500-3,500 ppm Spray
10" Pot or HB/3 Gallon	3 (ppp)	6-7 (weeks)	Spring	daminozide 2,500-3,500 ppm Spray

### Common Problems

Insects: Thrips, Aphids, Fungus Gnats, Shore Flies Diseases: Botrytis, Rhizoctonia, Pythium

### Finishing Key Tips

Genetically compact and needs less to no PGRs after transplant.

NOTE: Growers should use the information presented here as guidelines only. PanAmerican Seed recommends that growers conduct a trial of products under their own conditions. Crop times will vary depending on the climate, location, time of year, and greenhouse environmental conditions. It is the responsibility of the grower to confirm the treatment is available in their region as well as read and follow all the current label directions relating to the products. Nothing herein shall be deemed a warranty or guaranty by PanAmerican Seed of any products listed herein. PanAmerican Seed's terms and conditions of sale shall apply to all products listed herein.

## Variety Pictures




Coral




Deep Pink




Midnight



Purple



Red



Rose



Summer



Violet



White



Flag Mixture



Formula Mixture



Mixture

PanAmericanSeed™

PanAmerican Seed Co.  
622 Town Road, West Chicago, Illinois, USA, 60185-2698  
630 231-1400 Fax: 630 231-3609 PanAmSeed.com

™ denotes a trademark of and © denotes a registered trademark of Ball Horticultural Company in the US. It may also be registered in other countries.  
©2021 Ball Horticultural Company