

Pentas Lucky Star® F₁ Series

(*Pentas lanceolata*)

Annuals Culture (revised 11/08/23)

Stays in colour...Really!

Lucky Star is bred for the fastest follow-up blooming of any full colour series pentas on the market. Nonstop colour means plants look better getting off the truck and they just keep getting better in the store! Plus, this colour-rich series has a tight, compact habit that keeps them looking tidy with virtually no effort.

Plug crop time: 6 to 7 weeks

Transplant to finish: 7 to 8 weeks

- With the fastest follow-up blooming of any full colour series pentas on the market and a 1-week bloom window, Lucky Star maintains a consistent show of colour from retail through end-of-season.
- Follow-up blooms do not eclipse the prior flush, so plants stay compact, tight and ready for sale at retail with minimal work.

General Information

Exposure	Bloom Season	Height	Spread	Spacing
Sun	Late Spring, Summer	12-16 in. (30-41 cm)	12-14 in. (30-36 cm)	8-10 in. (20-25 cm)

Germination

Seed Form	Recommended Plug Size	Seeds/Cell	Plug Crop Weeks	Days from 50% to maximum germination	Initial Media pH/EC (1:2)	Cover Seed
PEL	288	1	6-7	6-9	6.4-6.6 pH 0.75 mmhos/cm	No

Plug Production

	Stage 1	Stage 2	Stage 3	Stage 4
Moisture	Level 4-5	Level 3-4	Level 2-4	Level 2-4
Temperature	75°F (24°C)	75°F (24°C)	68-75°F (20-24°C)	65-70°F (18-21°C)
Light	Light	4-6 mol·m ⁻² ·d ⁻¹ 1,500-2,000 f.c. (16,100-21,500 Lux)	6-8 mol·m ⁻² ·d ⁻¹ 2,500 f.c. (26,900 Lux)	10-12 mol·m ⁻² ·d ⁻¹ 3,500-5,000 f.c. (37,700-53,800 Lux)
Fertiliser		Less than 100 ppm N (Less than 0.7 EC)	Less than 100 ppm N (Less than 0.7 EC)	Less than 100 ppm N (Less than 0.7 EC)
PGR			daminozide/2,500 ppm/Spray paclobutrazol/5 ppm/Spray	daminozide/2,500 ppm/Spray paclobutrazol/5 ppm/Spray

Fertiliser Notation

Minimize phosphorus fertilizer to avoid elongation of seedlings.

Propagation Key Tips

Pentas have the ability to naturally lower the media pH. High iron levels or pH below 6.0 can cause marginal burn and yellowing on older or lower leaves. Raise pH by adding limestone. Extremely low pH can induce iron and manganese toxicity (brown or tan lesions on the foliage); use a base-forming fertilizer, such as 15-0-15. If symptoms do not improve, or if the pH is below 6.0, irrigate the crop with a hydrated lime solution; rinse foliage after application to avoid phytotoxicity. Calcium and magnesium deficiency: If pH falls below recommended target values, lower leaf interveinal chlorosis and foliar puckering can develop. Use fertilizers that contain magnesium during early crop development. Supplement with calcium nitrate to adjust pH. Avoid wide fluctuations in media moisture levels. PGR Note: Rates of up to 5,000 ppm daminozide or 10 ppm paclobutrazol have been found to be effective under warmer growing conditions. Temperature differential (DIF) can also be used to minimize height. Lucky Star Dark Red can exhibit leaf necrosis (chilling injury) when exposed to temperatures below 60°F (16°C). The extent of chilling injury depends on the exposure temperature and duration. Plants do grow out of minor damage when exposure is minimal but to avoid any chilling injury, keep above 60°F (16°C) during production and transport.

Growing on to Finish

Growing on Temperature	Target Media pH/EC (1:2)	Fertiliser	Daylength
(day) 72-80°F (22-27°C) (night) 62-65°F (17-18°C)	6.5-6.8 pH 1.2-1.5 mmhos/cm	100 to 175 ppm N (0.7 to 1.2 EC)	Day Neutral

Crop Scheduling

Container Size	Plugs/Pot	Crop Time	Season	PGR
Cell Pack	1 (ppp)	7-8 (weeks)	Spring	-
4"/4.5"/Quart/10 cm	1 (ppp)	7-8 (weeks)	Spring	-
5"/6"/1 Gallon/15 cm	2 (ppp)	7-8 (weeks)	Spring	-

Common Problems


Insects: Aphids, Thrips, Whiteflies Diseases: Pythium: Drench with Subdue, Banrot, Truban or similar compound. Rhizoctonia: Drench the soil with Chipco 26019, Cleary's 3336, Banrot or Terraclor. Botrytis: Treatments include increased air circulation and Daconil fungicide spray applications. Refer to the Daconil label for the specifics.

Finishing Key Tips


High light levels and temperatures will reduce crop time. Pentas will naturally decrease pH levels in the soil and regular monitoring is necessary. Plants that have pH below 6.4 will slow growth, delay flowering, exhibit signs of iron toxicity (foliar necrosis) and calcium/magnesium deficiency (foliar puckering). Growth Regulators: The Lucky Star series has been bred and selected for natural compactness. When needed, a tank mix of daminozide 2,500 to 5,000 ppm and chlormequat 500 to 750 ppm can be used. Paclobutrazol sprays of 5 to 10 ppm are also effective. Lucky Star Dark Red can exhibit leaf necrosis (chilling injury) when exposed to temperatures below 60°F (16°C). The extent of chilling injury depends on the exposure temperature and duration. Plants do grow out of minor damage when exposure is minimal but to avoid any chilling injury, keep above 60°F (16°C) during production and transport.

NOTE: Growers should use the information presented here as guidelines only. PanAmerican Seed recommends that growers conduct a trial of products under their own conditions. Crop times will vary depending on the climate, location, time of year, and greenhouse environmental conditions. It is the responsibility of the grower to confirm the treatment is available in their region as well as read and follow all the current label directions relating to the products. Nothing herein shall be deemed a warranty or guaranty by PanAmerican Seed of any products listed herein. PanAmerican Seed's terms and conditions of sale shall apply to all products listed herein.

Variety Pictures



Dark Red



Deep Pink



Lavender




Lipstick



Pink



Violet



White



Mixture



PanAmerican Seed Co.
622 Town Road, West Chicago, Illinois, USA, 60185
+1 800-231-7065 PanAmSeed.com

™ denotes a trademark of and ® denotes a registered trademark of Ball Horticultural Company in the US. It may also be registered in other countries.
©2024 Ball Horticultural Company