

Impatiens (Interspecific) Solarscape® XL F₁ Series

Annuals Culture (revised 12/12/24)

(*Impatiens hybrida*)

Glowing colour for sun AND shade spaces

Solarscape seed-propagated interspecific impatiens provides unbeatable colour in full-sun garden beds and containers. Durable Solarscape makes a strong display in the sun, similar to vegetative varieties with the flexibility of seed.

Plug crop time: (288) 4 to 5 weeks, (128) 5 to 6 weeks

Transplant to finish: 7 to 10 weeks

- XL plant height averages about 20% larger than standard Solarscape.
- Great low-maintenance plant provides high-colour impact in full-sun spaces, whether in the ground or in containers.
- Interspecific impatiens series offers growers the flexibility of a seed input that is available all year round, making scheduling a breeze.
- Seed-propagated Solarscape provides similar garden performance to vegetative interspecific impatiens without the royalties! Perfect for opening-price-point, non-branded programs at retail.
- Blooms have tropical appeal, with a satiny texture and vibrant, glowing colour.

General Information

Exposure	Bloom Season	Height	Spread	Spacing
Partial Sun, Sun	Spring, Late Spring, Summer, Late Summer	11-13 in. (28-33 cm)	18-20 in. (46-51 cm)	12-14 in. (30-36 cm)

Germination

Seed Form	Recommended Plug Size	Seeds/Cell	Plug Crop Weeks	Days from 50% to maximum germination	Initial Media pH/EC (1:2)	Cover Seed
RAW	288 128	1 1	4-5 5-6	4-5	5.8-6.2 pH 0.05-0.07 mmhos/cm	Light cover

Plug Production

	Stage 1	Stage 2	Stage 3	Stage 4
Moisture	Level 4-5	Level 4	Level 3-4	Level 2-4
Temperature	72-77°F (22-25°C)	72-77°F (22-25°C)	65-72°F (18-22°C)	65-72°F (18-22°C)
Light	Light	450-700 f.c. (4,800-7,500 Lux)	450-700 f.c. (4,800-7,500 Lux)	450-700 f.c. (4,800-7,500 Lux)
Fertiliser		Less than 100 ppm N (Less than 0.7 EC)	Less than 100 ppm N (Less than 0.7 EC)	Less than 100 ppm N (Less than 0.7 EC)
PGR		daminozide/2,500-5,000 ppm/Spray paclobutrazol/1 ppm/Spray	daminozide/2,500-5,000 ppm/Spray	

Propagation Key Tips

Moisture levels surrounding the seed are very important in Stage 1 and 2. Light is required for optimal germination; so is high relative humidity. A light cover of vermiculite may be beneficial to raise humidity around the seed. Avoid temperatures lower than 62°F/17°C. Temperatures at or above 85°F/29°C result in slower germination speed and lower germination results. In Stage 3, repeat daminozide 2,500-5,000 ppm spray if necessary.

Growing on to Finish

Growing on Temperature	Target Media pH/EC (1:2)	Fertiliser	Daylength
(day) 68-75°F (20-24°C) (night) 60-68°F (16-20°C)	5.8-6.2 pH 0.5-0.75 mmhos/cm	Less than 100 ppm N (Less than 0.7 EC)	Day Neutral

Daylength Notation

Light Recommendations: 4,000-8,000 foot-candles. Recommended DLI of 10 or greater moles. In areas of low DLI, less than 10 moles, supplemental lighting is beneficial to increase quantity and speed of flowering. In areas of low relative humidity, less than 30%, shading is recommended.

Crop Scheduling

Container Size	Plugs/Pot	Crop Time	Season	PGR
306 Pack/1801	1 (ppp)	7-8 (weeks)	Spring	-
4"/4.5"/Quart/10 cm	1 (ppp)	7-8 (weeks)	Spring	-
5"/6"/1 Gallon/15 cm	1 (ppp)	8-9 (weeks)	Spring	-
8"/2 Gallon/20 cm	1-3 (ppp)	9-10 (weeks)	Spring	-

Fertiliser Notation

Solarscape XL is a low-to-moderate feeder, therefore low rates of the nitrate form of nitrogen fertiliser are recommended: 75-100 ppm N (EC target of 0.5 to 0.75).

Chemical Sensitivity

This product is very responsive to PGRs. Drenching is not recommended.

Common Problems


Insects: Thrips, Aphids, Fungus Gnats, Mites. Diseases: Pythium, Rhizoctonia, Phytophthora, Botrytis, Tomato Spotted Wilt Virus, Impatiens Necrotic Spot Virus, Powdery Mildew, Myrothecium

Finishing Key Tips


Temperature Recommendations: Minimum: 60°F/16°C Maximum: 85°F/29°C Lowering ADT by 2°F/1°C will delay flowering by 2 to 4 days, with an even longer delay at cooler ADTs. Moisture Recommendations: Plants are well controlled with water and fertilisation management; growing dry with less to no PGRs results in plants that are faster to establish in the garden. PGR Recommendations: 10 to 14 days after transplant to finish container, repeating as needed. Avoid over-application of PGRs, as this may result in plant stunting or slow growing-on. If growing in dry conditions, the lowest rates of PGRs are recommended. Salmon Glow recommendations: paclobutrazol 0.5 ppm drench OR paclobutrazol 10 ppm spray.

NOTE: Growers should use the information presented here as guidelines only. PanAmerican Seed recommends that growers conduct a trial of products under their own conditions. Crop times will vary depending on the climate, location, time of year, and greenhouse environmental conditions. It is the responsibility of the grower to confirm the treatment is available in their region as well as read and follow all the current label directions relating to the products. Nothing herein shall be deemed a warranty or guaranty by PanAmerican Seed of any products listed herein. PanAmerican Seed's terms and conditions of sale shall apply to all products listed herein.


Variety Pictures



Lilac Spark



Pink Jewel



Salmon Glow



Brilliant Gems
Mixture



PanAmerican Seed Co.
622 Town Road, West Chicago, Illinois, USA, 60185
+1 800-231-7065 PanAmSeed.com

™ denotes a trademark of and ® denotes a registered trademark of Ball Horticultural Company in the US. It may also be registered in other countries.
©2025 Ball Horticultural Company