

## Snapdragon Snapshot™ F<sub>1</sub> Series

(*Antirrhinum majus*)

Annuals Culture (revised 10/16/25)

**Plug crop time:** 5 to 6 weeks

**Transplant to finish:** 6 weeks

- Delivers a perfect balance of pack performance and landscape success.
- Bushy, compact plants are topped by closely spaced, full flower spikes.
- Uniform flowering, with a 7 to 10-day window for Spring and Autumn sales in packs and small pots.

### General Information

Exposure	Bloom Season	Height	Spread	Spacing
Sun	Early Spring, Spring, Autumn	6-10 in. (15-25 cm)	10-12 in. (25-30 cm)	10-12 in. (25-30 cm)

### Germination

Seed Form	Recommended Plug Size	Seeds/Cell	Plug Crop Weeks	Days from 50% to maximum germination	Initial Media pH/EC (1:2)	Cover Seed
RAW	288	1	5-6	4-6	5.5-5.8 pH 0.75 mmhos/cm	Light cover

### Plug Production

	Stage 1	Stage 2	Stage 3	Stage 4
<b>Moisture</b>	Level 4	Level 3-4	Level 3-4	Level 3
<b>Temperature</b>	64-68°F (18-20°C)	65-70°F (18-21°C)	62-65°F (17-18°C)	60-62°F (16-17°C)
<b>Light</b>	Optional	450-1,500 f.c. (4,800-16,100 Lux)	1,000-2,500 f.c. (10,800-26,900 Lux)	2,500-5,000 f.c. (26,900-53,800 Lux)
<b>Fertiliser</b>		Less than 100 ppm N (Less than 0.7 EC)	100 to 175 ppm N (0.7 to 1.2 EC)	100 to 175 ppm N (0.7 to 1.2 EC)
<b>PGR</b>			ancymidol/10 ppm/Spray	ancymidol/10 ppm/Spray

### Propagation Key Tips

Plant Growth Regulators: Use DIF whenever possible. Ancymidol sprayed 3 and 4 weeks after sowing at 10 ppm is effective in controlling height.

### Growing on to Finish

Growing on Temperature	Target Media pH/EC (1:2)	Fertiliser	Daylength
(day) 55-70°F (13-21°C) (night) 45-55°F (7-13°C)	5.5-6.2 pH 1.5-2.0 mmhos/cm	100 to 175 ppm N (0.7 to 1.2 EC)	Facultative Long Day

### Crop Scheduling

Container Size	Plugs/Pot	Crop Time	Season	PGR
Cell Pack	1 (ppp)	6 (weeks)	Early Spring	-
4"/4.5"/Quart/10 cm	1 (ppp)	6 (weeks)	Early Spring	-

## Common Problems

Insects: Thrips, Aphids Diseases: Downy Mildew, Botrytis, Powdery Mildew


## Finishing Key Tips

Drench with a fungicide at transplant. Controlling Height: Once plants are rooted to the sides of the containers, they can be allowed to dry slightly prior to irrigation. Withhold fertiliser, especially phosphorus and ammonium-based nitrogen. Snapdragons are responsive to day/night temperature differential (DIF) and are shorter with a negative DIF. When grown as recommended under cool temperatures and high light, no growth regulators should be needed. B-Nine, Bonzi and Sumagic are effective in controlling height in snapdragons, but may delay flowering and will lead to less uniform flowering time.


NOTE: Growers should use the information presented here as guidelines only. PanAmerican Seed recommends that growers conduct a trial of products under their own conditions. Crop times will vary depending on the climate, location, time of year, and greenhouse environmental conditions. It is the responsibility of the grower to confirm the treatment is available in their region as well as read and follow all the current label directions relating to the products. Nothing herein shall be deemed a warranty or guaranty by PanAmerican Seed of any products listed herein. PanAmerican Seed's terms and conditions of sale shall apply to all products listed herein.

## Variety Pictures

---




Burgundy




Burgundy  
Bicolor




Coral Bicolor




Orange




Pink




Purple




Red




Red Bicolor



Rose



White



Yellow



Mixture



PanAmerican Seed Co.  
622 Town Road, West Chicago, Illinois, USA, 60185  
+1 800-231-7065 [PanAmSeed.com](http://PanAmSeed.com)

™ denotes a trademark of and ® denotes a registered trademark of Ball Horticultural Company in the US. It may also be registered in other countries.  
©2026 Ball Horticultural Company