

Vinca Titan-ium™ F₁ Series

(*Catharanthus roseus*)

Annuals Culture (revised 05/13/26)

Added security

Get the fast flowering, superior branching and big flowers of Titan™ Vinca, with the extra protection of aerial *Phytophthora* resistance in NEW Titan-ium! With its tight flowering window and blooms in a full range of top-selling colours, Titan-ium will get your vinca program started earlier and stronger!

Plug crop time: 5 weeks

Transplant to finish: 3 to 4 weeks

- Everything you love about Vinca Titan with added disease resistance to some strains of aerial *Phytophthora*.
- Features high resistance to some strains of aerial *Phytophthora* as proven by extensive bioassay analyses. It is not immune to the disease; therefore, in some scenarios, preventative measures are still recommended.
- The series has a 5-day flowering window, with some colours flowering earlier than the leading varieties by 10-14 days!

General Information

Exposure	Bloom Season	Height	Spread	Spacing
Sun	Late Spring, Summer, Late Summer	14-16 in. (36-41 cm)	10-12 in. (25-30 cm)	8-10 in. (20-25 cm)

Germination

Seed Form	Recommended Plug Size	Seeds/Cell	Plug Crop Weeks	Days from 50% to maximum germination	Initial Media pH/EC (1:2)	Cover Seed
RAW	288	1	5	3-5	5.8-6.0 pH 0.75 mmhos/cm	Yes

Plug Production

	Stage 1	Stage 2	Stage 3	Stage 4
Moisture	Level 4	Level 3-4	Level 2-3	Level 2-4
Temperature	75-86°F (24-30°C)	72-82°F (22-28°C)	70-72°F (21-22°C)	70-72°F (21-22°C)
Light	Dark	2,500 f.c. (26,900 Lux)	2,500 f.c. (26,900 Lux)	5,000 f.c. (53,800 Lux)
Fertiliser		Less than 100 ppm N (Less than 0.7 EC)	Less than 100 ppm N (Less than 0.7 EC)	100 to 175 ppm N (0.7 to 1.2 EC)
PGR			ancymidol/2-5 ppm/Spray	ancymidol/2-5 ppm/Spray

Propagation Key Tips

Bottom heat during production can increase yield potential and decrease crop time. At Stage 3 and Stage 4, preventive fungicide applications are recommended for Thielaviopsis, Pythium, Phytophthora and Rhizoctonia. Growth regulator information is provided for reference and does not apply to all growing conditions/locations. Review your crop prior to use.

Growing on to Finish

Growing on Temperature	Target Media pH/EC (1:2)	Fertiliser	Daylength
(day) 75°F (24°C) (night) 65-68°F (18-20°C)	5.5-6.0 pH 1.5-2.0 mmhos/cm	225 to 300 ppm N (1.5 to 2.0 EC)	Day Neutral

Crop Scheduling

Container Size	Plugs/Pot	Crop Time	Season	PGR
Cell Pack	1 (ppp)	3-4 (weeks)	Spring	-
4"/4.5"/Quart/10 cm	1 (ppp)	4-5 (weeks)	Spring	-
5"/6"/1 Gallon/15 cm	3 (ppp)	4-6 (weeks)	Spring	-

Fertiliser Notation

Starting 1 week after transplant, applying fertilizer at rate 4 (225 to 300 ppm N/1.5 to 2.0 mS/cm) once a week using predominately a nitrate form fertilizer with low phosphorus and high potassium. Maintain the media EC at 1.5 to 2.0 mS/cm and pH at 5.8. For a constant fertilizer program, fertilizer can be applied at rate 3 (175 to 225 ppm N/1.2 to 1.5 mS/cm) while maintaining the above-recommended EC and pH ranges.

Chemical Sensitivity

Phytotoxicity has been reported on *Catharanthus roseus* with paclobutrazol.

Common Problems


Insect: Spider mites, thrips, aphids and mealy bugs. Disease: Rhizoctonia, Botrytis, Phytophthora, Rhizopus, Pythium, Thielaviopsis, Alternaria, Ulocladium and Tomato Spotted Wilt Virus. Titan-ium has high resistance to some strains of Phytophthora, but not all strains. Preventative measures may still be needed in certain environments.

Finishing Key Tips


Drench with a fungicide at transplant. Keep light as high as possible ($DLI = 12 \text{ moles} \cdot \text{m}^{-2} \cdot \text{d}^{-1}$) while maintaining optimal production temperatures. Maintain even moisture, avoid excessive media and foliage wetness, as these conditions are favourable for disease incidence. Plant growth regulators may not be necessary for this series. Negative DIF can be used to control height. Daminozide and ancymidol can be used for height control if needed.

NOTE: Growers should use the information presented here as guidelines only. PanAmerican Seed recommends that growers conduct a trial of products under their own conditions. Crop times will vary depending on the climate, location, time of year, and greenhouse environmental conditions. It is the responsibility of the grower to confirm the treatment is available in their region as well as read and follow all the current label directions relating to the products. Nothing herein shall be deemed a warranty or guaranty by PanAmerican Seed of any products listed herein. PanAmerican Seed's terms and conditions of sale shall apply to all products listed herein.


Variety Pictures




Apricot




Blush




Dark Red



Polka Dot



Punch



Really Red



White



Mixture



PanAmerican Seed Co.
622 Town Road, West Chicago, Illinois, USA, 60185
+1 800-231-7065 PanAmSeed.com

™ denotes a trademark of and © denotes a registered trademark of Ball Horticultural Company in the US. It may also be registered in other countries.
©2026 Ball Horticultural Company