

## Dianthus Dash™ F<sub>1</sub> Series

(*Dianthus barbatus*)

Annuals Culture (revised 08/19/24)

**Plug crop time:** 4 to 5 weeks

**Transplant to finish:** Late Spring/ early Summer, 9 to 10 weeks; late Summer/Winter, 11 to 12 weeks

- The best *D. barbatus* for premium container sizes.
- Well-branched and moderate vigour for fast fill in early Spring and Autumn production. Responds well to PGRs where needed.
- Sweet William-type dianthus requires no vernalisation for flowering.
- Produces masses of fragrant blooms.
- Low-energy crop can be grown cool for cost savings.

### General Information

Exposure	Bloom Season	Height	Spread	Spacing
Sun	Early Spring, Spring, Late Spring, Summer, Late Summer, Autumn, Winter	15-20 in. (38-51 cm)	12-14 in. (30-36 cm)	12-14 in. (30-36 cm)

### Germination

Seed Form	Recommended Plug Size	Seeds/Cell	Plug Crop Weeks	Days from 50% to maximum germination	Initial Media pH/EC (1:2)	Cover Seed
PEL	288	1	5-6	3-4	5.8-6.2 pH 0.75 mmhos/cm	Yes

### Plug Production

	Stage 1	Stage 2	Stage 3	Stage 4
<b>Moisture</b>	Level 4	Level 3-4	Level 2-3	Level 2-3
<b>Temperature</b>	64-68°F (18-20°C)	65-70°F (18-21°C)	60-65°F (16-18°C)	55-60°F (13-16°C)
<b>Light</b>	Optional	5-8 mol·m <sup>-2</sup> ·d <sup>-1</sup>	8-10 mol·m <sup>-2</sup> ·d <sup>-1</sup>	10 mol·m <sup>-2</sup> ·d <sup>-1</sup>
<b>Fertiliser</b>		Less than 100 ppm N (Less than 0.7 EC)	100 to 175 ppm N (0.7 to 1.2 EC)	175 to 225 ppm N (1.2 to 1.5 EC)
<b>PGR</b>		paclobutrazol/5 ppm/Spray	paclobutrazol/5 ppm/Spray	

### Growing on to Finish

Growing on Temperature	Target Media pH/EC (1:2)	Fertiliser	Daylength
(day) 65-75°F (18-24°C) (night) 40°F (4°C)	5.8-6.2 pH 1.5-2.0 mmhos/cm	175 to 225 ppm N (1.2 to 1.5 EC)	Facultative Long Day

### Crop Scheduling

Container Size	Plugs/Pot	Crop Time	Season	PGR
5"/6"/1 Gallon/15 cm	1-3 (ppp)	9-10 (weeks)	Summer	paclobutrazol 20 ppm Spray
5"/6"/1 Gallon/15 cm	1-3 (ppp)	11-12 (weeks)	Autumn	paclobutrazol 20 ppm Spray

### Fertiliser Notation

Starting a week after transplant, apply fertilizer at a rate of 175 to 225 ppm N once a week from nitrate-based fertilizer with low phosphorus.

## Chemical Sensitivity

Avoid using fungicides containing the active ingredient Azoxystrobin, such as Heritage, as this can cause phytotoxic symptoms in Dash Dianthus.

## Common Problems

Insects: Thrips, Aphid, Mites Diseases: Powdery Mildew


## Finishing Key Tips

Dash dianthus has a naturally compact plant habit and good basal branching when compared to other barbatus-type dianthus, making it more suitable for container production. Provide 65 to 75°F (18 to 24°C) day temperatures and 60°F (15°C) night temperatures for the first 2 weeks of greenhouse production to establish the plants. Finish at 60 to 70°F (15 to 21°C) days, with nights in the low 50°Fs (11 to 12°C). Lower temperatures can be tolerated as plants mature.


NOTE: Growers should use the information presented here as guidelines only. PanAmerican Seed recommends that growers conduct a trial of products under their own conditions. Crop times will vary depending on the climate, location, time of year, and greenhouse environmental conditions. It is the responsibility of the grower to confirm the treatment is available in their region as well as read and follow all the current label directions relating to the products. Nothing herein shall be deemed a warranty or guaranty by PanAmerican Seed of any products listed herein. PanAmerican Seed's terms and conditions of sale shall apply to all products listed herein.

## Variety Pictures

---



Crimson




Magician



Pink



Violet



White



Mixture



PanAmerican Seed Co.  
622 Town Road, West Chicago, Illinois, USA, 60185  
+1 800-231-7065 [PanAmSeed.com](http://PanAmSeed.com)

™ denotes a trademark of and ® denotes a registered trademark of Ball Horticultural Company in the US. It may also be registered in other countries.  
©2025 Ball Horticultural Company