

Coleus, Premium Sun Lime Delight

(*Solenostemon scutellarioides*)

Annuals Culture (revised 11/27/18)

Show-stopping colours...bold patterns...rich textures: Pro landscapers and gardeners love these centre stage varieties for their great looks and reliable performance in sunny gardens and patio planters. Our Premium Sun Coleus can tolerate full sun in regions of high relative humidity such as Hardiness Zones 9 and 10. Foliage will scorch in full sun with low relative humidity. All are suitable for shade.

Plug crop time: 5 to 6 weeks

Transplant to finish: 6 to 8 weeks

- Bright foliage is the centre of attention in designer gardens.
- Vibrant, lime green to golden colour plays well with others.

General Information

Exposure	Bloom Season	Height	Spread	Spacing
Partial Sun	-	28 in. (71 cm)	18-22 in. (46-56 cm)	12-18 in. (30-46 cm)

Germination

Seed Form	Recommended Plug Size	Seeds/Cell	Plug Crop Weeks	Days to Germinate	Initial Media pH/EC	Cover Seed
PEL	288	1	5-6	4-5	5.5-5.8 pH 0.75 mmhos/cm	Light cover

Plug Production

	Stage 1	Stage 2	Stage 3	Stage 4
Moisture	Level 4	Level 3-4	Level 2-4	Level 2-4
Temperature	72-75°F (22-24°C)	72-75°F (22-24°C)	68-70°F (20-21°C)	60-62°F (16-17°C)
Light	Optional	2,500 f.c. (26,900 Lux)	2,500 f.c. (26,900 Lux)	2,500-5,000 f.c. (26,900-53,800 Lux)
Fertilizer	Less than 100 ppm N - Less than 0.7 EC		100 to 175 ppm N - 0.7 to 1.2 EC	100 to 175 ppm N - 0.7 to 1.2 EC

Fertilizer Notation

To prevent diseases, irrigate early in the day so foliage is dry by nightfall.

Propagation Key Tips

Coleus is very sensitive to high salts, particularly high ammonium. During germination, keep ammonium levels lower than 10 ppm. PGRs are generally not needed.

Growing on to Finish

Growing on Temperature	Target Media pH/EC	Fertilizer	Daylength
(day) 68-75°F (20-24°C) (night) 65-68°F (18-20°C)	5.8-6.2 pH 1.5-2.0 mmhos/cm	100 to 175 ppm N - 0.7 to 1.2 EC	Facultative Short Day

Crop Scheduling

Container Size	Plugs/Pot	Crop Time	Season	PGR
306 Pack	1 (ppp)	4-5 (weeks)	Spring	-
4"/4.5"/Quart	1 (ppp)	4-5 (weeks)	Spring	-
5"/6"/1 Gallon	1 (ppp)	5-6 (weeks)	Spring	-

Fertilizer Notation

Use caution when using Augeo and Topflor as they could alter foliage colour.

Common Problems


Insects: Aphids, Mealy Bugs, Whiteflies Diseases: Alternaria, Botrytis, Verticillium, Downy Mildew Other: Excessive internode elongation under low light or crowding.

Finishing Key Tips


Excessive internode elongation under low light or crowding. Florel (ethephon) can be applied for promoting increased branching and height control if necessary. A rate of 300 ppm (7.69 ml/l 3.9% formulation or 0.63 ml/l of 48% formulation) at 2 to 3 weeks after transplanting is effective. Florel also delays flowering. Optional PGR: B-Nine/Alar (daminozide) 2,500 to 5,000 ppm (3.0 to 6.0 g/l 85% formulation or 4.0 to 8.0 g/l of 64% formulation) can be applied for height control at 2 to 3 weeks after transplanting. Repeat if necessary.

NOTE: Growers should use the information presented here as guidelines only. PanAmerican Seed recommends that growers conduct a trial of products under their own conditions. Crop times will vary depending on the climate, location, time of year, and greenhouse environmental conditions. It is the responsibility of the grower to read and follow all the current label directions relating to the products. Nothing herein shall be deemed a warranty or guaranty by PanAmerican Seed of any products listed herein. PanAmerican Seed's terms and conditions of sale shall apply to all products listed herein.


Variety Pictures



Lime Delight



Lime Delight



Lime Delight



Lime Delight

PanAmericanSeed™

PanAmerican Seed Co.
622 Town Road, West Chicago, Illinois, USA, 60185-2698
630 231-1400 Fax: 630 231-3609 PanAmSeed.com

™ denotes a trademark of and ® denotes a registered trademark of Ball Horticultural Company in the US. It may also be registered in other countries.
©2018 Ball Horticultural Company