

## Aquilegia Songbird F<sub>1</sub> Series

(*Aquilegia x hybrida*)

Perennials Culture (revised 02/26/19)

**Plug crop time:** 6 to 8 weeks

**Transplant to finish:** 22 to 28 weeks

- Popular series is easy and economical to grow – with true, non-fading colours in late Spring and early Summer.
- Well-adapted for 6-in./15-cm pot and garden use.
- Can be flowered in Spring from an Autumn sowing when grown in a cool greenhouse (night temperatures lower than 60°F/16°C) with no special vernalisation treatment required.
- Free-flowering, medium-compact plants have 1.5 to 3.5-in./4 to 9-cm blooms.

### General Information

Exposure	Bloom Season	Height	Spread	Spacing
Partial Sun	Spring, Late Spring, Summer	11-18 in. (28-46 cm)	10-14 in. (25-36 cm)	10-16 in. (25-41 cm)

### Germination

Seed Form	Recommended Plug Size	Seeds/Cell	Plug Crop Weeks	Days to Germinate	Initial Media pH/EC	Cover Seed
RAW	288	1	6-8	10-14	5.8-6.4 pH 0.75 mmhos/cm	Yes

### Plug Production

	Stage 1	Stage 2	Stage 3	Stage 4
<b>Moisture</b>	Level 4	Level 3-4	Level 2-3	Level 2
<b>Temperature</b>	70-75°F (21-24°C)	65-70°F (18-21°C)	65-70°F (18-21°C)	60-65°F (16-18°C)
<b>Light</b>	Light	2,500 f.c. (26,900 Lux)	2,500 f.c. (26,900 Lux)	5,000 f.c. (53,800 Lux)
<b>Fertilizer</b>	Less than 100 ppm N - Less than 0.7 EC	Less than 100 ppm N - Less than 0.7 EC	100 to 175 ppm N - 0.7 to 1.2 EC	100 to 175 ppm N - 0.7 to 1.2 EC

### Vernalization

Yes - but vernalization temperature can go as high as 55°F (13°C) nights and 60°F (15°C) days; duration of 4 weeks at 41°F (5°C) or 6 weeks at 55°F (13°C); start cool treatment after 12 to 15-leaf stage

### Juvenility

Start cool treatment after 12 to 15-leaf stage

### Growing on to Finish

Growing on Temperature	Target Media pH/EC	Fertilizer	Daylength
(day) 60-68°F (16-20°C) (night) 55-64°F (13-18°C)	5.8-6.2 pH 1.0-1.5 mmhos/cm	175 to 225 ppm N - 1.2 to 1.5 EC	Day Neutral

### Daylength Notation

Aquilegia is a day-neutral plant after vernalization. Long days of 14 hours or longer could stimulate stem elongation and slightly hasten flowering after the vernalization period.

## Crop Scheduling

---

Crop Type	Container Size	Plugs/Pot	Crop Time	Season	PGR
Annual	5"6"/1 Gallon	1 (ppp)	22-28 (weeks)	Spring	daminozide/ancymidol tank mix 2,500/10 ppm Spray
Overwinter	5"6"/1 Gallon	1 (ppp)	32-38 (weeks)	Autumn	daminozide/ancymidol tank mix 2,500/10 ppm Spray

### Common Problems

Monitor for Powdery Mildew, Sclerotinia, Aphids, Leaf Miner, Sciara and Spider Mites.

### Bulking Strategy

Vernalization temperature can go as high as 55°F (13°C) at night and 60°F (15°C) at day; duration of 4 weeks at 41°F (5°C) or 6 weeks at 55°F (13°C); start cool treatment after 12-15 leaf stage.


### Finishing Key Tips

Requires night temperatures below 55°F (13°C) to initiate flower buds.


NOTE: Growers should use the information presented here as guidelines only. PanAmerican Seed recommends that growers conduct a trial of products under their own conditions. Crop times will vary depending on the climate, location, time of year, and greenhouse environmental conditions. It is the responsibility of the grower to confirm the treatment is available in their region as well as read and follow all the current label directions relating to the products. Nothing herein shall be deemed a warranty or guaranty by PanAmerican Seed of any products listed herein. PanAmerican Seed's terms and conditions of sale shall apply to all products listed herein.

## Variety Pictures


---




Bluebird



Cardinal



Nightingale



Robin



Mixture

PanAmericanSeed™

PanAmerican Seed Co.  
622 Town Road, West Chicago, Illinois, USA, 60185-2698  
630 231-1400 Fax: 630 231-3609 PanAmSeed.com

™ denotes a trademark of and ® denotes a registered trademark of Ball Horticultural Company in the US. It may also be registered in other countries.  
©2019 Ball Horticultural Company