

Lobelia Starship™ F₁ Series

(*Lobelia x speciosa*)

Perennials Culture (revised 10/14/25)

Plug crop time (288 tray): Scarlet, 7 to 9 weeks; all others, 8 to 10 weeks

Transplant to finish: 14 to 18 weeks

- Earlier flowering; improved branching; low stretch; uniform, controlled habit; and huge flower power assure a better-quality finished plant than the competition.
- Pretty Summer plant for beds and borders – prefers higher temperatures, humidity and moisture.
- Good germination and plug yield.
- Versatile series works well from 5-in./13-cm pots to higher-value 1 and 2-gallon containers.
- Performs well in both annual and perennial combos.
- Attracts hummingbirds and butterflies.

General Information

Exposure	Bloom Season	Height	Spread	Spacing
Sun	Summer, Late Summer, Autumn	20-24 in. (51-61 cm)	8-12 in. (20-30 cm)	14-16 in. (36-41 cm)

Germination

Seed Form	Recommended Plug Size	Seeds/Cell	Plug Crop Weeks	Days from 50% to maximum germination	Initial Media pH/EC (1:2)	Cover Seed
PEL	288 105*	1 4-5	8-10 9-11	8-14	5.8-6.2 pH 0.75 mmhos/cm	Light cover

* Recommend plug size for forcing.

Plug Production

	Stage 1	Stage 2	Stage 3	Stage 4
Moisture	Level 4	Level 4-3	Level 3	Level 3-2
Temperature	72-77°F (22-25°C)	68-73°F (20-23°C)	65-68°F (18-20°C)	60-65°F (16-18°C)
Light	Light	2,000-2,500 f.c. (21,500-26,900 Lux)	2,000-2,500 f.c. (21,500-26,900 Lux)	4,000-5,000 f.c. (43,100-53,800 Lux)
Fertiliser		Less than 100 ppm N (Less than 0.7 EC)	100 to 175 ppm N (0.7 to 1.2 EC)	100 to 175 ppm N (0.7 to 1.2 EC)
PGR			daminozide/1,500-2,500 ppm/Spray	daminozide/1,500-2,500 ppm/Spray

Vernalisation

No

Propagation Key Tips

Critical Daylength: 13 hours.

Short day (10 hours) bulk needed for forcing.

Spring forcing for Week 19 sales: Use 72 plug.

Fall forcing for Week 36 sales: Use 288 plug.

For more forcing info: See Perennials Forcing Guide.

Needs light for germination, but avoid drying out (light vermiculite cover advised). Grow plugs at 10 hours or less for at least the first 8 weeks from sowing to keep vegetative. Keep medium moisture level 4 and RH 80% on Stage 1; not too wet! Upon removal from germ chamber, place in prop house with bottom heat (70°F/21°C). Use very light mist to maintain high humidity (70%+). When media reaches level 3, trays need to be mist watered again. Trays would stay in propagation under mist up to 3 weeks. Starship Deep Rose has 7 to 10 days longer plug lead time, due to a slower start.

Growing on to Finish

Growing on Temperature	Target Media pH/EC (1:2)	Fertiliser	Daylength
(day) 65-70°F (18-21°C) (night) 60-65°F (16-18°C)	5.8-6.6 pH 1.1-1.3 mmhos/cm	175 to 225 ppm N (1.2 to 1.5 EC)	-

Crop Scheduling

Crop Type	Container Size	Plugs/Pot	Crop Time	Season	PGR
Annual	5"/6"/1 Gallon/15 cm	1-3 (ppp)	10-12 (weeks)	Summer, ADT 65°F (18°C)	paclobutrazol 30 ppm Spray
Annual	5"/6"/1 Gallon/15 cm	1-3 (ppp)	11-13 (weeks)	Autumn, ADT 65°F (18°C)	paclobutrazol 30 ppm Spray
Annual	5"/6"/1 Gallon/15 cm	1-3 (ppp)	10-12 (weeks)	Summer, ADT 65°F (18°C)	uniconazole 5 ppm Spray
Annual	5"/6"/1 Gallon/15 cm	1-3 (ppp)	13-17 (weeks)	Spring, ADT 65°F (18°C)	paclobutrazol 30 ppm Spray
Annual	5"/6"/1 Gallon/15 cm	1-3 (ppp)	11-13 (weeks)	Autumn, ADT 65°F (18°C)	uniconazole 5 ppm Spray
Annual	5"/6"/1 Gallon/15 cm	1-3 (ppp)	13-17 (weeks)	Spring, ADT 65°F (18°C)	uniconazole 5 ppm Spray
Annual	8"/2 Gallon/20 cm	3-5 (ppp)	10-12 (weeks)	Summer, ADT 65°F (18°C)	uniconazole 5 ppm Spray
Annual	8"/2 Gallon/20 cm	3-5 (ppp)	10-12 (weeks)	Summer, ADT 65°F (18°C)	paclobutrazol 30 ppm Spray
Annual	8"/2 Gallon/20 cm	3-5 (ppp)	13-17 (weeks)	Spring, ADT 65°F (18°C)	uniconazole 5 ppm Spray
Annual	8"/2 Gallon/20 cm	3-5 (ppp)	13-17 (weeks)	Spring, ADT 65°F (18°C)	paclobutrazol 30 ppm Spray
Annual	8"/2 Gallon/20 cm	3-5 (ppp)	11-13 (weeks)	Autumn, ADT 65°F (18°C)	paclobutrazol 30 ppm Spray

Fertiliser Notation

Starship generally needs moderate fertilisation. Apply fertiliser at rate 2 (between 100 to 190 ppm N; 0.7 to 1.3 mmhos/cm). Maintain soil pH at 5.8 to 6.4 and soil EC at 1.1 to 1.3 mmhos/cm.

Common Problems

Insects: Leafminer, Aphids, Thrips, Snails, Slugs. Control Thrips, as Lobelia is very susceptible to INSV damage. Disease: INSV, Phytiom, Phytophthora, Root and Crown Rot

Bulking Strategy

For early sales, it needs to be bulked 13 to 15 wks (from sowing) in 10-hour short day to 10 true leaves; then possible to finish for Mother's day (week 19). See Quick Study Forcing in this Product Information Guide.

Finishing Key Tips


Avoid drought stress. Grow evenly moist but not wet. Monitor for Snails, Slugs, Root and Crown Rot, Pythium, Phytophthora (if too wet). Control Thrips, as Lobelia is very susceptible to INSV damage.

NOTE: Growers should use the information presented here as guidelines only. PanAmerican Seed recommends that growers conduct a trial of products under their own conditions. Crop times will vary depending on the climate, location, time of year, and greenhouse environmental conditions. It is the responsibility of the grower to confirm the treatment is available in their region as well as read and follow all the current label directions relating to the products. Nothing herein shall be deemed a warranty or guaranty by PanAmerican Seed of any products listed herein. PanAmerican Seed's terms and conditions of sale shall apply to all products listed herein.


Variety Pictures




Blue




Burgundy



Rose



Scarlet



Scarlet Bronze
Leaf



PanAmerican Seed Co.
622 Town Road, West Chicago, Illinois, USA, 60185
+1 800-231-7065 PanAmSeed.com

™ denotes a trademark of and ® denotes a registered trademark of Ball Horticultural Company in the US. It may also be registered in other countries.
©2026 Ball Horticultural Company