

Gerbera Revolution™ F₁ Series

(*Gerbera jamesonii*)

Potted Plants Culture (revised 11/08/23)

Hit your schedule every time

Flower timing is synchronized across the colour range in each Revolution series, so your product flows smoothly. No surprises...you grow, pick, pack and ship just as you planned. High uniformity enables a consistent, fully programmable, high-density crop year-round.

Plug crop time: 6 to 7 weeks

Transplant to finish: 8 to 10 weeks

- When it comes to uniformity of flowering window across a complete colour range, Revolution is the leading standard-size pot gerbera.
- Industry-leading seed quality.
- Better second flush of flowers than the competition assures much longer bloom time for the consumer.
- Best for 5-in./13-cm pots.

PROGRAM STANDOUTS

Make sure you include these sure-fire sellers in your Revolution gerbera program!

Bicolor Red Lemon

Bicolor Red White

Bicolor Rose White

Bicolor Yellow Orange

Bright Rose with Light Eye

Golden Yellow with Dark Eye

Orange with Light Eye

NEW Orange with Dark Eye

Red with Light Eye

Red with Dark Eye

White with Light Eye

Select Mixture

General Information

Exposure	Bloom Season	Height	Spread	Spacing
Partial Sun	Early Spring, Spring, Late Spring, Summer, Late Summer, Autumn, Winter	4-8 in. (10-20 cm)	10-12 in. (25-30 cm)	12-14 in. (30-36 cm)

Germination

Seed Form	Recommended Plug Size	Seeds/Cell	Plug Crop Weeks	Days from 50% to maximum germination	Initial Media pH/EC (1:2)	Cover Seed
COT	128	1	6-7	4-7	5.5-5.8 pH 0.5-0.7 mmhos/cm	Light cover

Plug Production

	Stage 1	Stage 2	Stage 3	Stage 4
Moisture	Level 5	Level 4	Level 3	Level 3
Temperature	70-74°F (21-23°C)	68-70°F (20-21°C)	68-70°F (20-21°C)	66-68°F (19-20°C)
Light	Optional	6 mol·m ⁻² ·d ⁻¹ 2,000-2,500 f.c. (21,500-26,900 Lux)	6-8 mol·m ⁻² ·d ⁻¹ 2,000-2,500 f.c. (21,500-26,900 Lux)	6-8 mol·m ⁻² ·d ⁻¹ 2,000-2,500 f.c. (21,500-26,900 Lux)
Fertiliser	Less than 100 ppm N (Less than 0.7 EC)	Less than 100 ppm N (Less than 0.7 EC)	100 to 175 ppm N (0.7 to 1.2 EC)	100 to 175 ppm N (0.7 to 1.2 EC)

Propagation Key Tips

Don't water with cold water. Use water with a temperature at least 60°F/16°C or higher. Watering with cold water will result in deformed leaves and will disturb plant growth. Do not pot too deeply when transplanting, as this may result in Crown Rot. Space plants when the leaves of the plants are touching each other, generally 5 to 6 weeks after transplanting.

Growing on to Finish

Growing on Temperature	Target Media pH/EC (1:2)	Fertiliser	Daylength
(day) 66-68°F (19-20°C) (night) 62-66°F (17-19°C)	5.5-6.0 pH 0.5-1.0 mmhos/cm	100 to 175 ppm N (0.7 to 1.2 EC)	Facultative Short Day

Crop Scheduling

Container Size	Plugs/Pot	Crop Time	Season	PGR
5"/6"/1 Gallon/15 cm	1 (ppp)	9-10 (weeks)	Spring	daminozide 1,000-2,500 ppm Spray
5"/6"/1 Gallon/15 cm	1 (ppp)	7-8 (weeks)	Summer	daminozide 1,000-2,500 ppm Spray
5"/6"/1 Gallon/15 cm	1 (ppp)	9-10 (weeks)	Autumn	daminozide 1,000-2,500 ppm Spray
5"/6"/1 Gallon/15 cm	1 (ppp)	10-11 (weeks)	Winter	daminozide 1,000-2,500 ppm Spray

Fertiliser Notation

Reduce nitrogen (N) in fertilizer mix at bud initiation stage until flowering for better plant control.

Common Problems

Gerbera is very sensitive to Thrips. Zero tolerance is recommended. Also watch for Whiteflies, Leaf Miners, Spider Mites and other insects. It is recommended to start spraying against insects right after transplant.

Finishing Key Tips

Use 4.5 to 5.5-in. (11 to 14-cm) pots for standard Revolution. Fill pots all the way to a uniform soil level. When transplanting, do not plant too deep, as this may result in Crown Rot. Space plants when leaves are touching, generally 5 to 6 weeks after transplanting. To reduce stretching, use B-Nine/Alar (daminozide) at 1,000 to 2,500 ppm 1 to 2 times with an interval of 9 to 10 days. Stop use after seeing the first flower buds.

NOTE: Growers should use the information presented here as guidelines only. PanAmerican Seed recommends that growers conduct a trial of products under their own conditions. Crop times will vary depending on the climate, location, time of year, and greenhouse environmental conditions. It is the responsibility of the grower to confirm the treatment is available in their region as well as read and follow all the current label directions relating to the products. Nothing herein shall be deemed a warranty or guaranty by PanAmerican Seed of any products listed herein. PanAmerican Seed's terms and conditions of sale shall apply to all products listed herein.

Variety Pictures



Bicolor Red
Lemon



Bicolor Red
White



Bicolor Rose
White




Bicolor Yellow
Orange



Bright Rose with
Light Eye




Deep Orange
with Dark Eye



Deep Pink with
Light Eye



Golden Yellow
with Dark Eye



Orange with
Dark Eye




Orange with
Light Eye



Pastel Orange



Red with Dark
Eye



Red with Light
Eye



Salmon Shades
with Light Eye



White with Light
Eye



Yellow with
Light Eye



Bicolor Mixture



Select Mixture



PanAmerican Seed Co.
622 Town Road, West Chicago, Illinois, USA, 60185
+1 800-231-7065 PanAmSeed.com

™ denotes a trademark of and ® denotes a registered trademark of Ball Horticultural Company in the US. It may also be registered in other countries.
©2024 Ball Horticultural Company