

Aquilegia Earlybird™ F₁ Series

(*Aquilegia x hybrida*)

Perennials Culture (revised 04/01/20)

Plug crop time: 6 to 9 weeks

Transplant to finish: 12 to 16 weeks (20 to 30 weeks overwintered)

- Strong, new colours and colour combinations spark new interest in Aquilegia!
- This new series has a low cold requirement and short juvenility for growing in warm Winter climates.
- Features a controlled habit, with relatively short stems on well-mounded plants.
- A flowering window of 10 to 12 days, plus a short harvest window, make it an excellent choice for early-Spring programs.
- NEW Purple White, Purple Yellow and Red Yellow are unique colours in F1 Aquilegia.

General Information

Exposure	Bloom Season	Height	Spread	Spacing
Partial Sun, Sun	Early Spring, Spring, Late Spring, Summer	9-11 in. (23-28 cm)	8-10 in. (20-25 cm)	10-12 in. (25-30 cm)

Germination

Seed Form	Recommended Plug Size	Seeds/Cell	Plug Crop Weeks	Days to Germinate	Initial Media pH/EC	Cover Seed
RAW	288	1	6-7	7-14	5.8-6.4 pH 0.75 mmhos/cm	Optional

Plug Production

	Stage 1	Stage 2	Stage 3	Stage 4
Moisture	Level 4	Level 4	Level 3	Level 2
Temperature	72-77°F (22-25°C)	68-73°F (20-23°C)	65-70°F (18-21°C)	60-65°F (16-18°C)
Light	Optional	2,500 f.c. (26,900 Lux)	6-8 mol·m ⁻² ·d ⁻¹ 2,500 f.c. (26,900 Lux)	6-8 mol·m ⁻² ·d ⁻¹ 5,000 f.c. (53,800 Lux)
Fertilizer	Less than 100 ppm N - Less than 0.7 EC	Less than 100 ppm N - Less than 0.7 EC	100 to 175 ppm N - 0.7 to 1.2 EC	100 to 175 ppm N - 0.7 to 1.2 EC
PGR		ancymidol/2 ppm/Spray	ancymidol/2 ppm/Spray	ancymidol/2 ppm/Spray

Vernalization

Yes - Low vernalization requirement, only 4 weeks at 50-55°F (10-13°C) from 5 to 6 true leaves onwards. See "Daylength Notation" for Long Day application guidelines.

Juvenility

Minimum 5 to 6 true leaves

Propagation Key Tips

Maintaining moisture above level 3 in Stage 1 and 2 is critical for germination and seedling development. Responsive to weekly ancymidol 2 ppm spray or ancymidol 2 ppm/daminozide 2,500 ppm tank mix beginning 3 weeks from sowing.

Growing on to Finish

Growing on Temperature	Target Media pH/EC	Fertilizer	Daylength
(day) 65-68°F (18-20°C) (night) 50-54°F (10-12°C)	5.8-6.2 pH 1.3-1.8 mmhos/cm	100 to 175 ppm N - 0.7 to 1.2 EC	Day Neutral

Daylength Notation

But needs minimum a period of 4 to 5 weeks Long Days (min. 13 hrs.) starting 4 weeks after transplanting to achieve stem elongation (avoid flowering beneath foliage).

Crop Scheduling

Crop Type	Container Size	Plugs/Pot	Crop Time	Season	PGR
Annual	4"/4.5"/Quart	1 (ppp)	12-16 (weeks)	Spring, ADT 55°F (13°C)	daminozide/ancymidol tank mix 2,500-10 ppm Spray
Overwinter	4"/4.5"/Quart	1 (ppp)	20-30 (weeks)	Early Spring, ADT 50°F (10°C)	daminozide/ancymidol tank mix 2,500-10 ppm Spray
Overwinter	5"/6"/1 Gallon	2-3 (ppp)	20-30 (weeks)	Early Spring, ADT 50°F (10°C)	daminozide/ancymidol tank mix 2,500-10 ppm Spray
Annual	5"/6"/1 Gallon	2-3 (ppp)	13-16 (weeks)	Spring, ADT 55°F (13°C)	daminozide/ancymidol tank mix 2,500-10 ppm Spray

Chemical Sensitivity

Cycocel causes phytotoxicity

Bulking Strategy

For best and richest flowering, allow plants 3 to 4 weeks to bulk after transplant; best in the cooler season.

Finishing Key Tips

Apply a minimum period of 4 to 5 weeks Long Days (min. 13 hrs.) starting 4 weeks after transplanting to achieve stem elongation (avoid flowering beneath foliage).

NOTE: Growers should use the information presented here as guidelines only. PanAmerican Seed recommends that growers conduct a trial of products under their own conditions. Crop times will vary depending on the climate, location, time of year, and greenhouse environmental conditions. It is the responsibility of the grower to confirm the treatment is available in their region as well as read and follow all the current label directions relating to the products. Nothing herein shall be deemed a warranty or guaranty by PanAmerican Seed of any products listed herein. PanAmerican Seed's terms and conditions of sale shall apply to all products listed herein.

Variety Pictures




Blue White




Purple Blue




Purple White




Purple Yellow




Red White



Red Yellow



White



Yellow



Mixture

PanAmericanSeed™

PanAmerican Seed Co.
622 Town Road, West Chicago, Illinois, USA, 60185-2698
630 231-1400 Fax: 630 231-3609 PanAmSeed.com

™ denotes a trademark of and © denotes a registered trademark of Ball Horticultural Company in the US. It may also be registered in other countries.
©2020 Ball Horticultural Company