

Celosia Dracula

(*Celosia cristata*)

Annuals Culture (revised 11/02/23)

Plug crop time: 3 to 4 weeks

Transplant to finish: 6 to 8 weeks

- First-of-its-kind novelty celosia shows one big flower atop the plant.
- In the greenhouse, flower is red and foliage is green with some red. Outdoors, foliage is darker and more purple-toned and flower is darker purple.
- Unusual shape and eye-catching colour add drama to landscapes, gardens and containers.
- Good mid-height border plant.

NOTE: Shorter growth in high light.

General Information

Exposure	Bloom Season	Height	Spread	Spacing
Sun	Spring, Late Spring, Summer, Late Summer	8-16 in. (20-41 cm)	8-12 in. (20-30 cm)	6-10 in. (15-25 cm)

Germination

Seed Form	Recommended Plug Size	Seeds/Cell	Plug Crop Weeks	Days from 50% to maximum germination	Initial Media pH/EC (1:2)	Cover Seed
PEL	288	1	3-4	2-4	5.8-6.2 pH 0.7-1.2 mmhos/cm	Light cover

Plug Production

	Stage 1	Stage 2	Stage 3	Stage 4
Moisture	Level 4	Level 4	Level 3-4	Level 3-4
Temperature	68-72°F (20-22°C)	68-72°F (20-22°C)	68-72°F (20-22°C)	68-72°F (20-22°C)
Light	Light	1,500-2,500 f.c. (16,100-26,900 Lux)	1,500-2,500 f.c. (16,100-26,900 Lux)	2,500-5,000 f.c. (26,900-53,800 Lux)
Fertiliser		Less than 100 ppm N (Less than 0.7 EC)	100 to 175 ppm N (0.7 to 1.2 EC)	100 to 175 ppm N (0.7 to 1.2 EC)

Propagation Key Tips

Dracula is a facultative intermediate-day plant. Our best recommendation is to grow the product at daylength between 11 to 14 hours to get the most uniform product. Daylengths shorter than 11 hours or longer than 14 hours will significantly delay flowering. Too short of a daylength (10 hours or shorter) will cause non-uniform and deformed flowers. Too long of a daylength (16 hours or longer) will cause flower fasciate and leaves clustered close to top of the plant.

Growing on to Finish

Growing on Temperature	Target Media pH/EC (1:2)	Fertiliser	Daylength
(day) 65-72°F (18-22°C) (night) 59-65°F (15-18°C)	5.8-6.2 pH 1.0-1.5 mmhos/cm	100 to 175 ppm N (0.7 to 1.2 EC)	-

Crop Scheduling

Container Size	Plugs/Pot	Crop Time	Season	PGR
5"/6"/1 Gallon/15 cm	1 (ppp)	6-9 (weeks)	Spring	-

Fertiliser Notation

Celosia is susceptible to high salt levels.

Chemical Sensitivity

If necessary, there is a choice of two PGR treatments: 1. Paclobutrazol (Bonzi, Piccolo, Piccolo 10x) 3 to 5 ppm (0.75 to 1.25 ml/l, 0.4% formulation) spray at radicle emergence stage (Stage 1) can be used for control of early hypocotyl stretch. This treatment could delay flowering about 7 to 10 days. 2. This treatment is not necessary when treatment 1 is already done. This optional treatment is an early spray in Stage 3 with daminozide (B-Nine, Alar, Dazide) with the rate of 1,500 to 2,500 ppm spray. This treatment will not be as strong as paclobutrazol in controlling hypocotyl stretch, but may not delay flowering timing.

Common Problems

Insects: Thrips

Finishing Key Tips


Flowers fastest between 12 to 14-hour days.

NOTE: Growers should use the information presented here as guidelines only. PanAmerican Seed recommends that growers conduct a trial of products under their own conditions. Crop times will vary depending on the climate, location, time of year, and greenhouse environmental conditions. It is the responsibility of the grower to confirm the treatment is available in their region as well as read and follow all the current label directions relating to the products. Nothing herein shall be deemed a warranty or guaranty by PanAmerican Seed of any products listed herein. PanAmerican Seed's terms and conditions of sale shall apply to all products listed herein.

Variety Pictures




Dracula




Dracula



Dracula



Dracula



Dracula



PanAmerican Seed Co.
622 Town Road, West Chicago, Illinois, USA, 60185
+1 800-231-7065 PanAmSeed.com

™ denotes a trademark of and ® denotes a registered trademark of Ball Horticultural Company in the US. It may also be registered in other countries.
©2024 Ball Horticultural Company